



# TOWN OF GOLDEN BEACH

100 Ocean Boulevard  
Golden Beach, FL 33160

---

Official Agenda for the May 19, 2026  
Regular Town Council Meeting called for 6:00 P.M.

---

**Zoom Room Meeting ID: 847 4899 1502 Password: 118348**

**For Dial In Only: Call 305.224.1968 Meeting ID: 847 4899 1502**

THE PUBLIC MAY PARTICIPATE AT GOOD AND WELFARE; PLEASE HOLD ALL QUESTIONS AND COMMENTS UNTIL THEN! THE PUBLIC IS ENCOURAGED TO SUBMIT ALL COMMENTS VIA EMAIL TO [LPEREZ@GOLDENBEACH.US](mailto:LPEREZ@GOLDENBEACH.US) BY 2:00 P.M. TUESDAY, MAY 19, 2026.

**A. MEETING CALLED TO ORDER**

**B. ROLL CALL**

**C. PLEDGE OF ALLEGIANCE**

**D. PRESENTATIONS/TOWN PROCLAMATIONS**

PROCLAMATION PRESENTATION FOR NATIONAL SAFE BOATING WEEK

**E. MOTION TO SET THE AGENDA**

ADDITIONS/ DELETIONS/ REMOVAL OF ITEMS FROM CONSENT AGENDA/ AND CHANGES TO AGENDA

**F. GOOD AND WELFARE**

**G. MAYOR'S REPORT**

**H. COUNCIL COMMENTS**

**I. TOWN MANAGER REPORT**

RESOLUTION NO. 3052.26 SUMMARY OF APPROVED CHANGE ORDERS TO DATE

**J. TOWN ATTORNEY REPORT**

None

**K. ORDINANCES - FIRST READING**

None

## **L. ORDINANCES – SECOND READING**

- 1. An Ordinance of the Town Council of the Town of Golden Beach Amending the Town’s Code or Ordinances, Chapter 24, “Personnel” Article II “Retirement” Amending Benefit Amounts and Eligibility and Deferred Retirement Option Plan.**

AN ORDINANCE OF THE TOWN COUNCIL OF THE TOWN OF GOLDEN BEACH, FLORIDA, AMENDING CHAPTER 24, “PERSONNEL,” ARTICLE II, “RETIREMENT,” DIVISION 1 “GENERAL EMPLOYEES” BY AMENDING THE TOWN OF GOLDEN BEACH EMPLOYEES PENSION PLAN AT SECTION 24-33 “BENEFIT AMOUNTS AND ELIGIBILITY,” SECTION 24-41 DEFERRED RETIREMENT OPTION PLAN”; PROVIDING FOR CONFLICTS; PROVIDING FOR SEVERABILITY; PROVIDING FOR CODIFICATION; AND PROVIDING AN EFFECTIVE DATE.

**Exhibit:** Agenda Report No. 1  
Ordinance No. 616.26

**Sponsor:** Town Administration

**Recommendation:** Motion to Approve Ordinance No. 616.26

## **M. QUASI JUDICIAL RESOLUTIONS**

None

## **N. MAJOR PROJECTS UPDATE**

- Overview of All Current Active Town Projects

## **O. CONSENT AGENDA**

- 2. Official Minutes of the April 21, 2026 Regular Town Council Meeting**
- 3. A Resolution of the Town Council Approving the Purchase of License Plate Reader (LPR) Cameras.**

A RESOLUTION OF THE TOWN COUNCIL OF THE TOWN OF GOLDEN BEACH, FLORIDA, AUTHORIZING AND APPROVING THE PURCHASE OF LICENSE PLATE READER (LPR) CAMERAS FOR THE TOWN’S SECURITY SYSTEM.; PROVIDING FOR IMPLEMENTATION AND AN EFFECTIVE DATE.

**Exhibit:** Agenda Report No. 3  
Resolution No. 3073.26

**Sponsor:** Town Administration

**Recommendation:** Motion to Approve Resolution No. 3073.26

**4. A Resolution of the Town Council Approving the Proposals for the Purchase and Installation of a Comprehensive Lighting System for the Civic Center Complex.**

A RESOLUTION OF THE TOWN COUNCIL OF THE TOWN OF GOLDEN BEACH, FLORIDA, ENTERING INTO A CONTRACT WITH JOHN BELL CONSTRUCTION, INC. FOR THE INSTALLATION OF A COMPREHENSIVE LIGHTING SYSTEM FOR THE CIVIC CENTER COMPLEX, AND AWARDING A CONTRACT WITH AN ELIGIBLE FIRM, AS APPROVED BY THE MAYOR AND TOWN MANAGER, FOR THE PURCHASE OF A COMPREHENSIVE LIGHTING SYSTEM FOR THE CIVIC CENTER COMPLEX; PROVIDING FOR A WAIVER OF COMPETITIVE BIDDING PROCEDURES; PROVIDING FOR IMPLEMENTATION; PROVIDING FOR AUTHORIZATION; AND PROVIDING FOR AN EFFECTIVE DATE.

**Exhibit:** Agenda Report No. 4  
Resolution No. 3074.26

**Sponsor:** Town Administration

**Recommendation:** Motion to Approve Resolution No. 3074.26

**P. TOWN RESOLUTIONS**

**5. A Resolution of the Town Council Awarding a Contract to Miracle of South Florida, Inc. for Playground Equipment and Installation at Tweddle Park.**

A RESOLUTION OF THE TOWN COUNCIL OF THE TOWN OF GOLDEN BEACH, FLORIDA, AWARDING THE CONTRACT FOR PROCUREMENT AND INSTALLATION OF PLAYGROUND EQUIPMENT AT TWEDDLE PARK TO MIRACLE OF SOUTH FLORIDA, INC. FOR AN AMOUNT NOT TO EXCEED \$707,779.57; PROVIDING FOR IMPLEMENTATION; PROVIDING FOR AUTHORIZATION; AND PROVIDING FOR AN EFFECTIVE DATE.

**Exhibit:** Agenda Report No. 5  
Resolution No. 3075.26

**Sponsor:** Town Administration

**Recommendation:** Motion to Approve Resolution No. 3075.26

## **Q. DISCUSSION & DIRECTION TO TOWN MANAGER**

Mayor Glenn Singer:  
None Requested

Vice Mayor Jessie Mendal:  
None Requested

Councilmember Kenneth Bernstein:  
None Requested

Councilmember Bernard Einstein:  
None Requested

Councilmember Judy Lusskin:  
None Requested

Town Manager Alexander Diaz  
Discussion of Second-Floor Ratio Distribution Requirements

## **R. ADJOURNMENT:**

---

### **DECORUM:**

ANY PERSON MAKING IMPERTINENT OR SLANDEROUS REMARKS OR WHO BECOMES BOISTEROUS WHILE ADDRESSING THE COUNCIL SHALL BE BARRED FROM THE COUNCIL CHAMBERS BY THE PRESIDING OFFICER. NO CLAPPING, APPLAUDING, HECKLING OR VERBAL OUTBURSTS IN SUPPORT OR OPPOSITION TO A SPEAKER OR HIS OR HER REMARKS SHALL BE PERMITTED. NO SIGNS OR PLACE CARDS SHALL BE ALLOWED IN THE COUNCIL CHAMBERS. PERSONS EXITING THE COUNCIL CHAMBERS SHALL DO SO QUIETLY.

THE USE OF CELL PHONES IN THE COUNCIL CHAMBERS IS NOT PERMITTED. RINGERS MUST BE SET TO SILENT MODE TO AVOID DISRUPTION OF PROCEEDINGS.

PURSUANT TO FLORIDA STATUTE 286.0105, THE TOWN HEREBY ADVISES THE PUBLIC THAT: IF A PERSON DECIDES TO APPEAL ANY DECISION MADE BY THIS BOARD WITH RESPECT TO ANY MATTER CONSIDERED AT ITS MEETING OR HEARING, HE WILL NEED A RECORD OF THE PROCEEDINGS, AND FOR THAT PURPOSE, AFFECTED PERSONS MAY NEED TO ENSURE THAT A VERBATIM RECORD OF THE PROCEEDINGS IS MADE, WHICH RECORD SHALL INCLUDE THE TESTIMONY AND EVIDENCE UPON WHICH THE APPEAL IS TO BE BASED. THIS NOTICE DOES NOT CONSTITUTE CONSENT BY THE TOWN FOR THE INTRODUCTION OR ADMISSION OF OTHER INADMISSIBLE OR IRRELEVANT EVIDENCE, NOR DOES IT AUTHORIZE CHALLENGES OR APPEALS NOT OTHERWISE ALLOWED BY LAW.

IF YOU NEED ASSISTANCE TO ATTEND THIS MEETING AND PARTICIPATE, PLEASE CALL THE TOWN MANAGER AT 305-932-0744 EXT 224 AT LEAST 24 HOURS PRIOR TO THE MEETING.

RESIDENTS AND MEMBERS OF THE PUBLIC ARE WELCOMED AND INVITED TO ATTEND.




# TOWN OF GOLDEN BEACH

Office of the Town Manager

---

**To:** Honorable Mayor Glenn Singer &  
Town Council Members

**From:** Alexander Diaz,   
Town Manager

**Date:** May 19, 2026

**Subject:** **John Bell Construction, Inc. Change Orders to Date**

---

Per Resolution No. 3052.26 Council has authorized staff to present a summary of approved change order to date for the Wellness Center Project/John Bell Construction, Inc. The following is that summary detailing the change order item and amount.

**RESOLUTION NO. 3052.26 SUMMARY OF APPROVED CHANGE ORDERS TO DATE**

5/14/2026	JOHN BELL CHANGE ORDERS	AMOUNT
	DESCRIPTION	
PCO 09.2	ACCESS CONTROLS	\$ 26,725.21
PCO 10	ELEVATOR PIT LIQUID APPLIED WATER PROOFING	\$ 5,265.00
PCO 19	BEAM FOR STOREFRONT 1ST FLOOR	\$ 24,394.50
PCO 21	ADDITIONAL STAIR LIGHTING - RFI#25	\$ 37,264.50
PCO 24	L22 LIGHTING	\$ 7,750.83
PCO 25	ELECTRICAL REVISIONS	\$ 31,650.37
PCO 29.1	EXTERIOR WALL 2ND FLOOR	\$ 28,454.40
PCO 30	FIRE SPRINKLER EXTERIOR WORK	\$ 60,417.63
PCO 32	ELEVATOR ELECTRICAL ADDITIONS	\$ 9,471.15
PCO 33.1	PLUMBING FIXTURES	\$ 11,647.86
PCO 35	INTERIOR & EXTERIOR DOOR CHANGE IN SCOPE	\$ 24,968.75
PCO 46	BATHROOM ACCESSORIES	\$ 17,443.12
PCO 47	BRASS LETTERING -FLOOR INSET	\$ 7,776.99
PCO 48	REVISION 15	\$ 144,960.87
RESO. 3052.26	PCO 1.1 - PILES	\$ 24,464.70
	PCO 04 - TKE TARIFF PRICE INCREASE	\$ 11,700.00
	PCO 05 - SPECIAL INSPECTOR	\$ 31,619.25
	PCO 06 - RUSH CIVIL WORK NOT INCULDED IN CONTRACT	\$ 24,317.50
	PCO 07 - RUSH CONFLICT WITH UNDERGROUND UTILITIES	\$ 33,784.20
	PCO 08- GROUT PILE OVERAGES	\$ 23,049.00
	PCO 12 - ADDITIONAL LED LIGHTS	\$ 13,067.50
	PCO 14 - CONTRETE ADMIXTURE & SLAB EXTENSION	\$ 19,855.37
	PCO 15 - STOREFRONT REVISION	\$ 35,664.89
	PCO 16 - DATA & NETWORK CABLING	\$ 19,896.46
	PCO 20 - PLUMBING - ADDITIONAL FLOOR & ROOF DRAINS	\$ 16,614.00
	<b>SUB-TOTAL</b>	<b>\$ 692,224.05</b>
RESO. 3010.25	AMENDMENT #1	\$ (140,000.00)
	ROLLING CHANGE ORDERS	\$ (212,651.37)
	<b>THIS REPORT</b>	<b>\$ 339,572.68</b>
RESO.2998.25	Original Contract Wellness Center	\$ 5,229,513.00
RESO.3052.26	Approved Chnge Orders	\$ 692,224.05
	<b>Contract with approved C/O</b>	<b>\$ 5,921,737.05</b>
RESO. 3064.26	RECREATIONAL COURTS	\$ 342,029.52
RESO. 3063.26	CIVIL SITE WORK SERVICES	\$ 1,800,890.43
RESO. 3072.26	AUDIO-VISUAL	\$ 255,218.56
	<b>Additional Awarded Contracts</b>	<b>\$ 2,398,138.51</b>
<b>TOTAL</b>	As of 5.15.26	<b>\$ 8,319,875.56</b>



# TOWN OF GOLDEN BEACH

100 Ocean Boulevard  
Golden Beach, FL 33160

---

## MEMORANDUM

---

**Date:** May 19, 2026

**To:** Honorable Mayor Glenn Singer &  
Town Council Members

**From:** Milton Collins, Town Attorney &  
Pedro Herrera, Town Pension Attorney

**Subject:** **Ordinance No. 616.26 – Amending the Town’s Code, Chapter 24, “Personnel”, Article II, “Retirement”, Amending “Benefit Amounts and Eligibility” and “Deferred Retirement Option Plan”**

Item Number:

1

---

### **Recommendation:**

It is recommended that the Town Council adopt the attached Ordinance No. 616.26 as presented.

### **Background:**

The Town maintains a retirement benefit plan for its employees, which is known as the Town of Golden Beach Employees Pension Plan (the “Plan”), and which is codified in Chapter 24 of the Town’s Code of Ordinances. The Town Council and its employees desire to modify the Plan by prospectively calculating the normal retirement benefit for the Town Manager, in the event he retires on the day he reaches 20 years of service. The change codifies the Town Manager’s benefit into an absolute dollar value, applicable if he continues to work through March 27, 2027 and retires effective that day.

Additionally, the Town Council desires to allow members to choose their own investment vehicles for their DROP account via a plan-to-plan transfer. The decision by a member to “self-direct” their DROP monies shall be irrevocable, and the member must agree to hold the Town, the Plan and the Board of Trustees harmless for investment losses. Presently, the Plan prohibits self-directed DROP accounts.

This Ordinance amends the Code to effectuate these proposed changes to the Plan.

### **Fiscal Impact:**

Per the attached actuarial impact statement prepared by the Plan’s Actuary, Southern Actuarial Services, there is no actuarial impact.

**TOWN OF GOLDEN BEACH, FLORIDA**

**ORDINANCE NO. 616.26**

**AN ORDINANCE OF THE TOWN COUNCIL OF THE TOWN OF GOLDEN BEACH, FLORIDA, AMENDING CHAPTER 24, "PERSONNEL," ARTICLE II, "RETIREMENT," DIVISION 1, "GENERAL EMPLOYEES," BY AMENDING THE TOWN OF GOLDEN BEACH EMPLOYEES PENSION PLAN AT SECTION 24-33, "BENEFIT AMOUNTS AND ELIGIBILITY," SECTION 24-41, "DEFERRED RETIREMENT OPTION PLAN;" PROVIDING FOR CONFLICTS; PROVIDING FOR SEVERABILITY; PROVIDING FOR CODIFICATION; AND PROVIDING AN EFFECTIVE DATE.**

**WHEREAS**, the Town Council of the Town of Golden Beach, Florida ("Town Council") has established the Town of Golden Beach Employees Pension Plan (the "Plan") for members of the Plan as defined in Section 24-31 and articulated in Section 24-32 of the Town's Code of Ordinances ("Members"); and

**WHEREAS**, consistent with the Town of Golden Beach's ("Town") employment agreement with the Town Manager, the normal retirement date was changed to reflect normal retirement eligibility, and thus DROP participation, upon the completion by the Town Manager of twenty (20) years of credited service, irrespective of age; and

**WHEREAS**, the Town Manager has expressed his intent to retire upon his completion of twenty (20) years of credited service, which would be effective March 27, 2027; and

**WHEREAS**, in the interest of full transparency and ease of administration for the Plan, the Town believes an amendment specifying the Town Manager's final benefit, as described in the ratified employment agreement, is necessary; and

**WHEREAS**, the Town wants to provide the opportunity for eligible Plan members to transfer and manage their respective DROP account monies in a self-directed investment vehicle which reflects such members' specific risk tolerance; and

**WHEREAS**, to provide unambiguous clarity regarding the exact amount of the Town Manager's negotiated retirement benefits upon retiring on March 27, 2027, and to allow eligible members to self-direct their DROP accounts, it is necessary to adopt an ordinance amending the Plan as set forth in Chapter 24, Article II, of the Town's Code of Ordinances; and

**WHEREAS**, the requisite actuarial impact statement describing the anticipated liabilities and costs to the Plan for such amendments has been prepared by the Plan actuary and received by the Town Council: and

**WHEREAS**, the Town Council finds that adopting this Ordinance amendment is in the best interest of the Town of Golden Beach, Florida (the "Town") as well as the Plan participants and beneficiaries.

**NOW, THEREFORE, THE TOWN COUNCIL OF THE TOWN OF GOLDEN BEACH, FLORIDA, HEREBY ORDAINS AS FOLLOWS:<sup>1</sup>**

**Section 1. Recitals Adopted.** Each of the above recitals is hereby adopted and incorporated as if fully set forth in this Section.

**Section 2. Code Amended.** That Section 24-33, "Benefit amounts and eligibility," of Division 1, "General Employees," of Article II, "Retirement," of the Town Code is hereby amended to read as follows:

Sec. 24-33. Benefit amounts and eligibility.

---

<sup>1</sup>Additions to existing code text are shown by underline; deletions from existing code text are shown by ~~strikethrough~~. Changes between first and second reading are indicated with **highlight**.

(a) *Normal Retirement Benefit.*

- (1) *Amount.* Each Member who retires on or after his or her Normal Retirement Date shall be eligible to receive his or her normal retirement benefit commencing on his or her actual retirement date.

\*\*\*

- g. Effective upon joining the Plan, which requires at least ten preceding years of service, the monthly normal retirement benefit for a Town Manager Member who contributes to the Plan shall be an amount equal to a percent of Average Monthly Earnings as follows:

Completed Years of Credited Service After Becoming a Plan Member	Normal Retirement Benefit as a Percentage of Average Monthly Earnings:
0—2	15% x Credited Service (formula used in calculating first two years only). The calculation of subsequent service years will be based on different benefits formulas as detailed below.
3—4	3% x Credited Service (formula used in calculating third and fourth year only)
5—6	6% x Credited Service (formula used in calculating fifth and sixth year only)
After 7	3% x Credited Service (formula used in calculating the seventh year and each year thereafter). <a href="#"><u>Consistent with the foregoing, for a Normal Retirement made effective on March 27, 2027, and for which accumulated Credited Service and the corresponding benefit formula used in calculating the seventh year's Earnings, and each year thereafter, have been prospectively calculated by the Plan actuary and confirmed by the Town Finance Department to be 20 years of Credited Service and \$422,806.00, respectively, the corresponding Normal Retirement benefit shall be \$253,683.60 annually, subject only to the limitation on benefits referenced in subsection (f) below as well as applicable law and regulations.</u></a>

\*\*\*

**Section 3. Code Amended.** That Section 24-41 “Deferred retirement option plan” of Division 1 “General Employees” of Article II “Retirement” of the Town Code is hereby amended to read as follows:

**Sec. 24-41. Deferred retirement option plan.**

A deferred retirement option plan ("DROP") is established for eligible members on October 1, 2023, as follows.

\*\*\*

- (2) *DROP Requirements.*

\*\*\*

~~h. A self-directed DROP shall be prohibited.~~

(3) Self-directed DROP.

- a. Effective May 19, 2026, as an alternative, each current member of the DROP and each future member of the DROP may elect not to receive earnings and losses on their respective DROP account assets based upon the overall net return on pension fund investments as set forth above. Instead, an electing Member shall have a one-time irrevocable election to transfer their existing DROP account balance, and all future monthly DROP account deposits to their chosen investment vehicle/plan, subject to Board approval, via a plan-to-plan transfer; provided, that all such transfers made to their chosen investment vehicle/plan are irrevocable and electing Members shall not be able to transfer back and elect to have their DROP account assets receive earnings and losses based on the overall net return of pension fund investments at any point thereafter. Existing DROP participants as of May 19, 2026, shall be permitted to make a written irrevocable election by September 30, 2026, to transfer their DROP balance into a self-directed vehicle. The Board of Trustees for the Fund shall be responsible for administering the self-directed DROP accounts and shall determine any rules, procedures, and investment vehicles/choices available in connection with such.
- b. The electing Member's self-directed DROP account shall be credited or debited at a rate equal to the actual net rate of investment return realized by the Member's self-directed DROP account vehicle and neither the Board of Trustees, the Fund or the Town shall bear any liability or responsibility for such Members' investment decisions and corresponding return on their invested assets.
- c. If a Member does not terminate employment at the end of their participation in the DROP, self-directed DROP accounts maintained pursuant to subsection (3) herein shall be liquidated and the proceeds returned to the Fund to be held until the Member terminates employment. The Member's DROP account shall no longer be credited with investment earnings, nor will monthly pension benefits continue to be transferred to their respective DROP account, consistent with any DROP procedures in effect on the date of their entry into the DROP. Further, no monthly pension benefits shall be paid to the Member for as long as such Member is employed by the Town (without a bona fide retirement from such employment) following the end of their maximum DROP participation period and all such pension benefits (for the period after the completion of the maximum DROP participation period of 36 months for general employee Members and 60 months for Police Officer members) shall never be payable or paid to the Member.
- d. —

~~(3)~~ (4) *Board eligibility.*

- a. A DROP participant shall be prohibited from serving, or continuing to serve, as a pension board trustee (except as provided in section 24-36(a)).

**Section 4. Repealer.** All ordinances or parts of ordinances, resolutions or parts of resolutions in conflict herewith are hereby repealed to the extent of such conflict.

**Section 5. Severability.** The provisions of this Ordinance are declared to be severable and if any section, sentence, clause or phrase of this Ordinance shall for any reason be held to be invalid or unconstitutional, such decision shall not affect the validity of the remaining sections, sentences, clauses, and phrases of this Ordinance but they shall remain in effect, it being the legislative intent that this Ordinance shall stand notwithstanding the invalidity of any part.

**Section 6. Codification.** That it is the intention of the Town Council, and hereby ordained, that the provisions of the Ordinance shall become and be made a part of the Code of the Town of Golden Beach; that the sections of this Ordinance may be re-numbered and/or re-lettered to accomplish such intentions; and that the word, "Ordinance," shall be changed to "Section" or such other appropriate word.

**Section 7. Effective Date.** This Ordinance shall be effective immediately upon adoption on second reading.

The Motion to adopt the foregoing Resolution was offered by Councilmember Lusskin seconded by Councilmember Einstein and on roll call the following vote ensued:

Mayor Glenn Singer	<u>Aye</u>
Vice Mayor Jessie Mendal	<u>Aye</u>
Councilmember Judy Lusskin	<u>Aye</u>
Councilmember Kenneth Bernstein	<u>Aye</u>
Councilmember Bernard Einstein	<u>Aye</u>

**PASSED AND ADOPTED** on first reading this 21<sup>st</sup> day of April, 2026.

The Motion to adopt the foregoing Ordinance was offered by \_\_\_\_\_,  
seconded by \_\_\_\_\_, and on roll call, the following vote ensued:

Mayor Glenn Singer	_____
Vice Mayor Jessie Mendal	_____
Councilmember Judy Lusskin	_____
Councilmember Kenneth Bernstein	_____
Councilmember Bernard Einstein	_____

**PASSED AND ADOPTED** on second reading this \_\_\_\_ day of May, 2026.

---

MAYOR GLENN SINGER

ATTEST:

---

LISSETTE PEREZ  
TOWN CLERK

APPROVED AS TO FORM  
AND LEGAL SUFFICIENCY:

---

STEPHEN J. HELFMAN  
TOWN ATTORNEY



# TOWN OF GOLDEN BEACH

100 Ocean Boulevard  
Golden Beach, FL 33160

---

## MEMORANDUM

---

**Date:** April 21, 2026  
**To:** Honorable Mayor Glenn Singer  
**From:** Alexander Diaz, Town Manager *Alex B*  
**Subject:** Necessary Pension Ordinance Changes

---

Mayor Singer, as you know my employment agreement and the Town's Pension Ordinance provide that, upon completion of twenty (20) years of service, I am entitled to a retirement benefit equal to sixty percent (60%) of my pensionable earnings.

As of today, my pensionable earnings are \$422,806, resulting in a contractual retirement benefit of \$253,683 annually.

As part of the most recent actuarial valuation, both the Town's pension attorney and actuarial consultant identified a limitation imposed by the Internal Revenue Service under Section 401(a)(17) of the Internal Revenue Code.

This federal provision places a cap on the amount of compensation that can be considered when calculating pension benefits paid by the pension fund. For 2026, that compensation limit is approximately \$355,000 (subject to annual adjustment).

The Pension Plan can only recognize compensation up to the IRS cap for benefit calculation purposes.

Absent any corrective action, this would require:

The Pension Plan to pay a reduced benefit based on the capped compensation;  
and

The Town to directly pay the difference between the capped benefit and the full contractual obligation.

This would effectively result in two separate monthly payments in retirement, one from the Pension Plan and one from the Town.

Following coordination among the Town Attorney, Pension Attorney, Actuarial Consultant, and Plan Administrator, a solution has been identified to address this issue while remaining consistent with federal requirements.

The proposed ordinance amendment:

- Establishes the Town Manager's retirement benefit as a fixed, defined amount based on the earned contractual benefit;
- Removes the direct linkage to pensionable salary calculations that are subject to IRS compensation limits; and
- Allows the Pension Plan to pay the full retirement benefit directly, as originally intended under the employment agreement and ordinance.

Benefits of the Proposed Amendment:

- Ensures full compliance with IRS regulations while honoring the Town's contractual obligations;
- Eliminates the need for the Town to issue separate supplemental payments outside of the Pension Plan;
- Simplifies administration by maintaining a single source of retirement payment; and
- Provides clarity and certainty regarding the Town Manager's earned pension benefit.

In addition, as part of our FOP Contract Negotiations, the Town agreed to explore allowing employees who enter the DROP to have a self-directed option. I am recommending that as part of an ongoing efforts to modernize the Town's pension program and provide greater flexibility to our employees, we are proposing the establishment of a self-directed option within the Deferred Retirement Option Plan ("DROP").

Effective May 19, 2026, current and future DROP participants will be given the option, in lieu of having their DROP balances credited based on the plan's established earnings methodology, to elect a self-directed approach. Under this option, a participant may transfer their existing DROP balance, as well as all future DROP accruals, into an approved external investment vehicle or qualified plan through a plan-to-plan transfer, subject to review and approval by the Board of Trustees. This election is intended to provide employees with greater control over the investment and management of their retirement funds, while also reducing administrative responsibilities associated with managing individual DROP accounts within the plan.

This election will be irrevocable. Once a participant elects to transfer funds out of the DROP into a self-directed account, those funds may not be returned to the Town's DROP program under any circumstances. For employees who are currently

TM Memo to Mayor Singer  
RE: Necessary Pension Ordinance Changes

participating in the DROP as of May 19, 2026, a one-time opportunity will be provided to make this election in writing no later than September 30, 2026.

For those participants who elect the self-directed option, the performance of their DROP account will be based entirely on the actual net rate of return generated by their individual investment decisions. Accordingly, the Town, the Retirement System, and the Board of Trustees will have no role in managing these investments and will not be responsible for any gains or losses incurred.

In the event a participant completes their DROP participation period but does not immediately terminate employment, any funds held within a self-directed DROP account will be liquidated and returned to the Retirement System, where they will be held in accordance with plan provisions until such time as the employee separates from service.

Finally, as a condition of participating in the self-directed DROP option, each participant will be required to execute a written acknowledgment and hold harmless agreement. This agreement will release and indemnify the Board of Trustees, the Retirement System, and the Town of Golden Beach from any and all liability associated with the participant's investment decisions, including any losses that may occur.

This proposed enhancement reflects a balanced approach to providing employees with additional financial autonomy while maintaining appropriate safeguards for the Town and the Retirement System. I look forward to discussing this item with you and receiving your guidance.



Post Office Box 888343  
Atlanta, Georgia 30356-0343  
Telephone 770.392.0980  
Facsimile 770.392.2193

May 14, 2026

Trustees of the Town of Golden Beach Employees Pension Plan  
c/o Ms. Kandyce Moss  
Foster & Foster  
2503 Del Prado Boulevard South  
Cape Coral, FL 33904

Re: Town of Golden Beach Employees Pension Plan

Ladies and Gentlemen:

In response to your request, I have reviewed Ordinance 616.26 of the Town of Golden Beach. This ordinance establishes a fixed annual retirement benefit of \$253,683.60 for the Town Manager (which benefit amount is equal to his benefit as calculated under the plan's retirement formula but including compensation in excess of the amount described in Internal Revenue Code section 401(a)(17)) and allows participants in the Deferred Retirement Option Plan (DROP) to self-direct their DROP account investments.

Because the ordinance does not change or increase the benefits payable from the plan, I have determined that the ordinance will have no actuarial impact.

Please let me know if you have any questions.

Sincerely,

A handwritten signature in blue ink that reads "Charles T. Carr".

Charles T. Carr  
Consulting Actuary



# TOWN OF GOLDEN BEACH

100 Ocean Boulevard  
Golden Beach, FL 33160


---

## MEMORANDUM

---

**Date:** May 19, 2026

**To:** Honorable Mayor Glenn Singer &  
Town Council Members

**From:** Lissette Perez,   
Town Clerk

**Subject:** **Town Council Minutes**

Item Number:

2

---

### **Recommendation:**

It is recommended that the Town Council adopt the Official Minutes of the April 21, 2026 Regular Town Council Meeting.



# TOWN OF GOLDEN BEACH

100 Ocean Boulevard  
Golden Beach, FL 33160

---

Official Minutes for the April 21, 2026  
Regular Town Council Meeting called for 6:00 P.M.

---

**Zoom Room Meeting ID: 844 5159 9363 Password: 285135**

**For Dial In Only: Call 305.224.1968 Meeting ID: 844 5159 9363**

THE PUBLIC MAY PARTICIPATE AT GOOD AND WELFARE; PLEASE HOLD ALL QUESTIONS AND COMMENTS UNTIL THEN! THE PUBLIC IS ENCOURAGED TO SUBMIT ALL COMMENTS VIA EMAIL TO [LPEREZ@GOLDENBEACH.US](mailto:LPEREZ@GOLDENBEACH.US) BY 2:00 P.M. TUESDAY, APRIL 21, 2026.

## A. MEETING CALLED TO ORDER

**Mayor Singer** called the meeting to order at 6:08 PM.

## B. ROLL CALL

**Councilmembers Present:** Mayor Glenn Singer, Vice Mayor Jessie Mendal, Councilmember Bernard Einstein, Councilmember Kenneth Bernstein, Councilmember Judy Lusskin

**Staff Present:** Town Manager Alexander Diaz, Town Attorney Steve Helfman, Assistant Town Manager Linda Epperson, Town Clerk Lissette Perez, Finance Director Maria Guerra, Chief Rudy Herbello, Assistant Chief Yovany Diaz, Captain Leila Perez, Resident Services Director Michael Glidden, Administrative Office Coordinator Amber Schwabenbauer, Administrative Assistant Eric Garcia, Executive Assistant to the Chief of Police Karen Rosales

## C. PLEDGE OF ALLEGIANCE

**Chief Rudy Herbello** led the Pledge of Allegiance.

## D. PRESENTATIONS/TOWN PROCLAMATIONS

**Town Manager-** Introduced a new employee, Executive Assistant to the Chief of Police, Karen Rosales.

## E. MOTION TO SET THE AGENDA

ADDITIONS/ DELETIONS/ REMOVAL OF ITEMS FROM CONSENT AGENDA/ AND CHANGES TO AGENDA

**Town Manager:** Mayor, we added to the dais item number 10 which originally had a placeholder.

**Mayor Singer:** Made a motion to approve the addition of item 10.

**Consensus vote** 5 Ayes, 0 Nays. Item added.

## **F. GOOD AND WELFARE**

None.

## **G. MAYOR'S REPORT**

**Mayor Singer:** The Mayor's Speakers Series was a big success. I appreciate everyone that came. Aventura Hospital sent five physicians who talked about women's health. I want to thank Aventura Hospital for participating and also everyone who came.

Tonight we are going to select both the park and gym equipment. The Town Council, Town Manager, and Town Staff have been working extremely hard on this. It is very exciting, and another step toward finishing the Wellness Center and the parks around it. The Town Manager will be giving us an update on the Wellness Center this evening in relation to the progress and time frame of exactly where we are at.

In regard to safety and security, I urge everyone that is going away during the summer months to notify the Town Administration and the Police Department so they can place a watch order on your house. Please be vigilant, and if you see anything call the guardhouse or 911. Summer break is coming up, and I urge you to please make sure you are stopping at the stop sign, driving slowly throughout Town, and staying off your phones.

I wanted to thank the committees that participated in the Wellness Center and Tweddle Park equipment selection process. You did a great job, and we really appreciate your input. You were a great addition to the selection of what we selected.

## **H. COUCIL COMMENTS**

**Vice Mayor Mendal:** Thanked the Town Staff on a phenomenal job on Tweddle Park and the Wellness Center.

**Councilmember Lusskin:** No comment.

**Councilmember Bernstein:** I love where we are at with the park and gym. I think by the time it had gotten to us for review that it had been extensively examined. That helped make our decisions a lot easier, and I am very proud to be building these structures.

I think in the future we should start looking into putting a cold plunge and a sauna out at the beach as more and more people are thinking about longevity. Also mentioned hyperbaric chambers, and their ability to extend telomeres. Asked that the Town keep in mind these types of things for the future as different spaces throughout Town are being discussed.

**Councilmember Einstein:** Echoed Vice Mayor Mendal's sentiments. Appreciated the transparency from the administration in regard to the presentations for the gym and park equipment. Thought the workshop for picking the furniture and equipment packages for the Wellness Center was a great success and thanked everyone who had a part in it.

## **I. TOWN MANAGER REPORT**

**Town Manager:** I want to put this on the record for the auditors. The Town of Golden Beach, as part of the raising of the old Town Hall, has surplus any and all material of non-value as directed by the Town Manager as of September 30, 2025. Any and all material of non-value as surplus by the Town was disposed of and not sold. So, the fixed asset team is to remove any fixed assets from that building and take it off our fixed assets list as of September 30, 2025.

Thanked the Mayor and Council for all the hours they dedicated to getting everything in order to be able to present the final gym equipment selection and award the contract for the playground design and installation this evening. We have two more meetings before we recess for summer break, and we hope to bring everything back for a final vote at the June meeting.

I want to put on the record that we are aware there is a lot happening on the global scale in relation to the wars and economic challenges that are happening. The Police Chief and I have met on several occasions to make sure that we have adequate staffing, and to make sure during the High Holiday season that we have extra patrols and are extra vigilant. We have also stepped up our patrols on the Intracoastal and have an extra marine patrol in that area.

Soon we will be getting ready to look at our budget. Tonight, you will be making a budget amendment that will help us put in place proper footing for all of our projects.

## **J. TOWN ATTORNEY REPORT**

None.

## **K. ORDINANCES - FIRST READING**

- 1. An Ordinance of the Town Council of the Town of Golden Beach Amending the Town's Code or Ordinances, Chapter 24, "Personnel" Article II "Retirement" Amending Benefit Amounts and Eligibility and Deferred Retirement Option Plan.**

AN ORDINANCE OF THE TOWN COUNCIL OF THE TOWN OF GOLDEN BEACH, FLORIDA, AMENDING CHAPTER 24, "PERSONNEL," ARTICLE II, "RETIREMENT," DIVISION 1 "GENERAL EMPLOYEES" BY AMENDING THE TOWN OF GOLDEN BEACH EMPLOYEES PENSION PLAN AT SECTION 24-33 "BENEFIT AMOUNTS AND ELIGIBILITY," SECTION 24-41 DEFERRED RETIREMENT OPTION PLAN"; PROVIDING FOR CONFLICTS; PROVIDING FOR

SEVERABILITY; PROVIDING FOR CODIFICATION; AND PROVIDING AN EFFECTIVE DATE.

**Exhibit:** Agenda Report No. 1  
Ordinance No. 616.26

**Sponsor:** Town Administration

**Recommendation:** Motion to Approve Ordinance No. 616.26

The Motion to adopt the foregoing Ordinance was offered by Councilmember Lusskin, seconded by Councilmember Einstein, and on roll call the following vote ensued:

Mayor Glenn Singer	<u>Aye</u>
Vice Mayor Jessie Mendal	<u>Aye</u>
Councilmember Judy Lusskin	<u>Aye</u>
Councilmember Kenneth Bernstein	<u>Aye</u>
Councilmember Bernard Einstein	<u>Aye</u>

**PASSED AND ADOPTED** on first reading this 21<sup>st</sup> day of April, 2026.

The Motion to adopt the foregoing Ordinance was offered by \_\_\_\_\_, seconded by \_\_\_\_\_, and on roll call, the following vote ensued:

Mayor Glenn Singer	___
Vice Mayor Jessie Mendal	___
Councilmember Judy Lusskin	___
Councilmember Kenneth Bernstein	___
Councilmember Bernard Einstein	___

**PASSED AND ADOPTED** on second reading this \_\_\_ day of May, 2026.

**Town Attorney:** Stated this covers clarifications and updates that give the members of the drop plan the ability to self-direct some of their investments. The matter related to the Manager states the actual benefit at the end of his employment should he chose to retire.

**L. ORDINANCES – SECOND READING**

**2. An Ordinance of the Town Council of the Town of Golden Beach Amending the Town’s Code or Ordinances, Chapter 66 “Zoning”, to Amend Piling Requirements.**

AN ORDINANCE OF THE TOWN COUNCIL OF THE TOWN OF GOLDEN BEACH, FLORIDA, AMENDING THE TOWN’S CODE OF ORDINANCES BY REVISING ARTICLE I “IN GENERAL”, SECTION 66-6, “GENERAL CONSTRUCTION REQUIREMENTS” WITHIN CHAPTER 66 “ZONING”, TO

AMEND PILING REQUIREMENTS; PROVIDING FOR SEVERABILITY; PROVIDING FOR CODIFICATION; PROVIDING FOR CONFLICTS; AND PROVIDING AN EFFECTIVE DATE.

**Exhibit:** Agenda Report No. 2  
Ordinance No. 615.26

**Sponsor:** Town Administration

**Recommendation:** Motion to Approve Ordinance No. 615.26

The Motion to adopt the foregoing Ordinance was offered by Councilmember Lusskin, seconded by Vice Mayor Mendal, and on roll call the following vote ensued:

Mayor Glenn Singer	<u>Aye</u>
Vice Mayor Jessie Mendal	<u>Aye</u>
Councilmember Bernard Einstein	<u>Aye</u>
Councilmember Judy Lusskin	<u>Aye</u>
Councilmember Kenneth Bernstein	<u>Aye</u>

**PASSED AND ADOPTED** on first reading this 17<sup>th</sup> day of March, 2026.

The Motion to adopt the foregoing Ordinance was offered by Councilmember Lusskin, seconded by Councilmember Einstein, and on roll call the following vote ensued:

Mayor Glenn Singer	<u>Aye</u>
Vice Mayor Jessie Mendal	<u>Aye</u>
Councilmember Bernard Einstein	<u>Aye</u>
Councilmember Judy Lusskin	<u>Aye</u>
Councilmember Kenneth Bernstein	<u>Aye</u>

**PASSED AND ADOPTED** on second reading this 21<sup>st</sup> day of April, 2026.

**Town Manager:** This item gives discretion to the Building Official and the Town Manager to determine whether or not some structures, which are not structural in nature, will require pilings. This is a way to help relieve some of the financial burdens on our residents.

**Councilmember Bernstein:** Inquired as to what type of structures that this affects. Town Manager clarified that it was non-habitable structures. Also stated for Mayor Singer and Councilmember Bernstein that it is during the permitting process that the decision is made as to whether or not the pilings will be required. Pilings would most likely be required for live load elements that have the potential to cause settling,

whereas distributed loads would most likely not require pilings. It gives discretion to the Building Official, who is a structural engineer, to determine whether or not pilings would be required.

**Town Attorney:** Stated that until this Ordinance our code required that piles be put under everything with no ability to waive that. What this does is say they are still required but only where the Town Manager or his designee, the Building Official, determines that for minor structures they are no longer required.

**Councilmember Einstein:** Inquired about pool pumps having to be camouflaged and if that should be made a requirement. The Town Attorney clarified that it already is a requirement and there needs to be a buffer between them and screening.

## M. QUASI JUDICIAL RESOLUTIONS

### 3. A Resolution of the Town Council Approving Variance Requests for the Property Located at 317 Ocean Boulevard, Seeking Relief from the Front Setback Requirements.

A RESOLUTION OF THE TOWN OF GOLDEN BEACH, FLORIDA, AUTHORIZING AND APPROVING VARIANCE REQUESTS FOR PROPERTY LOCATED AT 317 OCEAN BLVD., GOLDEN BEACH, FLORIDA 33160. TO PERMIT PORTIONS OF THE MAIN RESIDENCE TO BE PLACED CLOSER TO THE FRONT LOT LINE ABUTTING OCEAN BLVD., TO PERMIT THE NORTHERN STRUCTURE TO BE CONSTRUCTED 41.6' FROM THE FRONT LOT LINE AND THE SOUTHERN STRUCTURE 46.2' FROM THE LOT LINE, WHERE A MINIMUM 60' SETBACK IS REQUIRED.

**Exhibit:** Agenda Report No. 3  
Resolution No. 3066.26

**Sponsor:** Town Administration

**Recommendation:** Motion to Approve Resolution No. 3066.26

The Motion to adopt the foregoing Resolution was offered by Councilmember Lusskin, seconded by Vice Mayor Mendal, and on roll call the following vote ensued:

Mayor Glenn Singer	<u>Aye</u>
Vice Mayor Jessie Mendal	<u>Aye</u>
Councilmember Bernard Einstein	<u>Aye</u>
Councilmember Judy Lusskin	<u>Aye</u>
Councilmember Kenneth Bernstein	<u>Aye</u>

**PASSED AND ADOPTED** by the Town Council of the Town of Golden Beach, Florida this 21<sup>st</sup> day of April, 2026.

**Town Clerk:** Swore in those who were going to speak on the variance request.

**Town Manager:** Our code requires a 60' setback for any structures that are attached to the home. For their existing home, that is going to be remodeled and have an addition added to it, instead of having a 60' setback for the north, they want to bring the north and south garages an additional 20' forward. Whereas if this was a detached garage guest house, the setback requirements for that structure would be 20' off the property line. Because they have two structures, they could be 20' from the property line. What they are asking for is to be afforded an additional 20' from the main house setback requirement which is 60'.

Clarified for the Mayor that it would put them at 40' when everyone else is at 60' and that if the garages were detached from the main house they could be at 20'. However, since they are attached to the main structure they have different setback requirements.

**Jaime Torres & Chris Glapinski of Fairfax & Sammons Architecture** spoke on behalf of the variances.

**Mayor Singer:** Posed the question that if they allow the older homes to be afforded setback exceptions and someone that's doing new construction argues that they want the same exceptions afforded to the older homes do they have a leg to stand on, and how would that precedent would be set.

**Town Attorney:** They are all subject to the same standard, and that is a hardship standard. No matter who you are, you have to prove under our code that you really cannot meet the requirements of the code.

**Town Manager:** They would need to prove under the code that they have a hardship and cannot meet the requirements. So, for someone coming in with a clean canvas, for them to try and say they have a hardship they don't have a leg to stand on.

**Town Attorney:** We don't always hold people to the strict requirements of the code, but when that becomes a pattern, you open up the issue of consistency of your rules. Asked the Town Manager what the stated reason was for the Building Regulation Advisory Board not supporting this.

**Town Manager:** The Building Regulation Advisory Board did not support this because the code did not allow them to vote.

**Town Attorney:** They supported the application, but they felt they couldn't approve it due to the constraints of the government because they could not meet the hardship.

**4. A Resolution of the Town Council Approving Variance Requests for the Property Located at 317 Ocean Boulevard Seeking Relief from the Side Yard Step-In Setback Requirements.**

A RESOLUTION OF THE TOWN OF GOLDEN BEACH, FLORIDA, AUTHORIZING AND APPROVING VARIANCE REQUESTS FOR PROPERTY LOCATED AT 317 OCEAN BLVD., GOLDEN BEACH, FLORIDA 33160. TO ALLOW FOR THE NORTH SIDE SETBACKS ALONG THE SECOND STORY AT 10' AS OPPOSED TO THE MINIMUM 22' ON THE NORTH SIDE OF THE PROPERTY; AND TO ALLOW THE SOUTH SIDE SETBACKS ALONG THE SECOND STORY AT 14' AS OPPOSED TO THE MINIMUM 22' ON THE SOUTH SIDE OF THE PROPERTY.

**Exhibit:** Agenda Report No. 4  
Resolution No. 3067.26

**Sponsor:** Town Administration

**Recommendation:** Motion to Approve Resolution No. 3067.26

The Motion to adopt the foregoing Resolution was offered by Councilmember Lusskin, seconded by Vice Mayor Mendal, and on roll call the following vote ensued:

Mayor Glenn Singer	<u>Nay</u>
Vice Mayor Jessie Mendal	<u>Nay</u>
Councilmember Bernard Einstein	<u>Nay</u>
Councilmember Judy Lusskin	<u>Nay</u>
Councilmember Kenneth Bernstein	<u>Nay</u>

**FAILED TO BE PASSED AND ADOPTED** by the Town Council of the Town of Golden Beach, Florida this 21<sup>st</sup> day of April, 2026.

**Town Manager:** The Town Attorney has been working with former, and current, BRAB members to change the 2/3 step-in requirements. We are currently are in zoning in progress to allow for greater flexibility on the second floor to first floor ratio.

**Jaime Torres:** They are adding a master suite on top of the first floor, which is the most practical way to add to the house and is allowed. The code requires you to have a 10' side yard setback above 18'.

**Town Manager:** On the second floor after every 18 feet of height, you're required to have a 1 to 1 ratio step-in. So, your code says you are required to step in your home a certain length of distance to not have a massing on the side yard. They are asking that we ignore that and go from 18' to 10' on the north side and 18' to 14' on the south side and not to require the additional step-in.

**Chris Glapinski:** Explained that the hardship would be the fact that they are going based off of the existing building height which they cannot change.

**Town Manager:** Stated that the hardship issue is not supported here. When the house was built and designed the step-in requirement did not exist, they had a percentage of first floor to second floor where you were allowed to build 70% of the first floor to the second floor. Now the code has changed and a step-in is required. They want to increase the square footage on the second floor, yet the square footage is tied to the new code that says you can't have it on the second floor. Yet, the maximum that you're allowed to build is based on a percentage of height of building to length of building.

**Jaime Torres:** Stated that roughly an additional 1,700 square feet would be added with the second floor addition.

## **N. MAJOR PROJECTS UPDATE**

- Overview of All Current Active Town Projects- We are focusing all of our efforts on the Wellness Center and Reimagined Tweddle Park projects right now. We are still doing minor maintenance projects throughout the Town. The gatehouse is going to be set aside until after the first of October and come out of next year's budget. So, you won't see anything coming to the Council for the gatehouse or the beach, and all of our capital projects are going to be delayed until after October 1<sup>st</sup>. That way we can solely focus on the Wellness Center, Tweddle Park, the furniture, and road realignment and civil project on the south side of Town. We have done and will continue to do some maintenance on the fountains. Once we approve the gym equipment and Miracle outfitting Tweddle Park, I think you will see that we have come full circle so we can deliver these projects to you before the end of the year.

**Mayor Singer:** Asked when site work will start on the park and when the tennis and pickleball courts will be closing. Town Manger clarified that the courts will be closing as early as the end of May, but they won't be closed too prematurely. Council will not make the final approval on the park design until the June meeting. Once we close the facilities, tennis and pickle will be completely closed during the summer months.

## **O. CONSENT AGENDA**

- 5. Official Minutes of the March 17, 2026 Regular Town Council Meeting**
- 6. A Resolution of the Town Council Approving Budget Amendment #1 for the 2025-2026 Fiscal Year Operating Budget.**

A RESOLUTION OF THE TOWN COUNCIL OF THE TOWN OF GOLDEN BEACH, FLORIDA, APPROVING AMENDMENT #1 TO THE 2025-2026 FISCAL YEAR OPERATING BUDGET; PROVIDING FOR IMPLEMENTATION; AND PROVIDING FOR AN EFFECTIVE DATE.

**Exhibit:** Agenda Report No. 6  
Resolution No. 3068.26

**Sponsor:** Town Administration

**Recommendation:** Motion to Approve Resolution No. 3068.26

The Motion to adopt the foregoing Resolution was offered by Councilmember Lusskin, seconded by Vice Mayor Mendal, and on roll call the following vote ensued:

Mayor Glenn Singer	<u>Aye</u>
Vice Mayor Jessie Mendal	<u>Aye</u>
Councilmember Bernard Einstein	<u>Aye</u>
Councilmember Judy Lusskin	<u>Aye</u>
Councilmember Kenneth Bernstein	<u>Aye</u>

**PASSED AND ADOPTED** by the Town Council of the Town of Golden Beach, Florida this 21<sup>st</sup> day of April, 2026.

**7. A Resolution of the Town Council Approving A Contract with CTC Disaster Response, Inc. for Disaster Recovery Services.**

A RESOLUTION OF THE TOWN COUNCIL OF THE TOWN OF GOLDEN BEACH, FLORIDA, APPROVING A CONTRACT WITH CTC DISASTER RESPONSE, INC. FOR DISASTER RECOVERY SERVICES; AUTHORIZING THE MAYOR TO EXECUTE THE CONTRACT; PROVIDING FOR IMPLEMENTATION; AND PROVIDING FOR AN EFFECTIVE DATE.

**Exhibit:** Agenda Report No. 7  
Resolution No. 3069.26

**Sponsor:** Town Administration

**Recommendation:** Motion to Approve Resolution No. 3069.26

The Motion to adopt the foregoing Resolution was offered by Councilmember Lusskin, seconded by Vice Mayor Mendal, and on roll call the following vote ensued:

Mayor Glenn Singer	<u>Aye</u>
Vice Mayor Jessie Mendal	<u>Aye</u>
Councilmember Bernard Einstein	<u>Aye</u>
Councilmember Judy Lusskin	<u>Aye</u>
Councilmember Kenneth Bernstein	<u>Aye</u>

**PASSED AND ADOPTED** by the Town Council of the Town of Golden Beach, Florida this 21<sup>st</sup> day of April, 2026.

**8. A Resolution of the Town Council Authorizing A Proposal from Southeastern Engineering Inc. for Roadway Improvements on Massini Avenue.**

A RESOLUTION OF THE TOWN OF GOLDEN BEACH, FLORIDA, AUTHORIZING AND APPROVING A PROPOSAL FROM SOUTHEASTERN ENGINEERING, INC. FOR ROADWAY IMPROVEMENTS ON MASSINI AVENUE; PROVIDING FOR WAIVER OF COMPETITIVE BIDDING; PROVIDING FOR IMPLEMENTATION; AND PROVIDING FOR AN EFFECTIVE DATE.

**Exhibit:** Agenda Report No. 8  
Resolution No. 3070.26

**Sponsor:** Town Administration

**Recommendation:** Motion to Approve Resolution No. 3070.26

The Motion to adopt the foregoing Resolution was offered by Councilmember Lusskin, seconded by Vice Mayor Mendal, and on roll call the following vote ensued:

Mayor Glenn Singer	<u>Aye</u>
Vice Mayor Jessie Mendal	<u>Aye</u>
Councilmember Bernard Einstein	<u>Aye</u>
Councilmember Judy Lusskin	<u>Aye</u>
Councilmember Kenneth Bernstein	<u>Aye</u>

**PASSED AND ADOPTED** by the Town Council of the Town of Golden Beach, Florida, this 21<sup>st</sup> day of April, 2026.

**Consensus vote 5 Ayes, 0 Nays. Items 5 through 8 pass.**

**P. TOWN RESOLUTIONS**

**9. A Resolution of the Town Council Authorizing the Town Manager and Town Mayor to Begin Final Design and Contract Negotiations with Miracle of South Florida, Inc. for Playground Equipment.**

A RESOLUTION OF THE TOWN COUNCIL OF THE TOWN OF GOLDEN BEACH, FLORIDA, AUTHORIZING THE TOWN MANAGER AND TOWN MAYOR TO BEGIN FINAL DESIGN AND CONTRACT NEGOTIATIONS WITH MIRACLE OF SOUTH FLORIDA, INC. FOR THE PROCUREMENT AND INSTALLATION OF PLAYGROUND EQUIPMENT AT TWEDDLE PARK; PROVIDING FOR

IMPLEMENTATION AND PROVIDING FOR AN EFFECTIVE DATE.

**Exhibit:** Agenda Report No. 9  
Resolution No. 3071.26

**Sponsor:** Town Administration

**Recommendation:** Motion to Approve Resolution No. 3071.26

The Motion to adopt the foregoing Resolution was offered by Councilmember Lusskin, seconded by Vice Mayor Mendal, and on roll call the following vote ensued:

Mayor Glenn Singer	<u>Aye</u>
Vice Mayor Jessie Mendal	<u>Aye</u>
Councilmember Bernard Einstein	<u>Aye</u>
Councilmember Judy Lusskin	<u>Aye</u>
Councilmember Kenneth Bernstein	<u>Aye</u>

**PASSED AND ADOPTED** by the Town Council of the Town of Golden Beach, Florida, this 21<sup>st</sup> day of April, 2026.

**Town Manager:** Mayor let the record reflect the scrivener's error that we added to the title. We've met with eight bidders and had a great workshop, thank you for your time and patience. We selected Miracle of South Florida. They have been the Town's park vendor for over 30 years now and who originally designed and installed Tweddle Park. During the last 19 years that I have been your manager, they have worked with us on all the repairs. We have already started working on tweaking some of the design elements. The goal is to create a vibrant, fresh feel for the space. We will be maximizing the number of offerings in both playgrounds. One of the things that Miracle suggested was to keep some of the shade structures and the trees. We are still trying to figure out how to bring in some type of water element and a wow factor. I will bring you the final design for final approval at either the May meeting or the June meeting, which is on June 9<sup>th</sup>. What you are doing tonight is allowing us to select Miracle to work with for the design. If any of the Council have any ideas and you want to work hand-in-hand, stop by my office. Vice Mayor Mendal has been instrumental in making sure we have certain swings, and Mrs. Einstein has been instrumental in helping with the shade discussion.

**Councilmember Berstein:** Stated his biggest thing is to try to get more long term trees.

**Mayor Singer:** Asked if the basketball and padel court were being done at the same time as the playground. Town Manager clarified that both would be done in advance.

**10. A Resolution of the Town Council Awarding A Contract to John Bell Construction, Inc. for the Installation of a Comprehensive Audio-Visual (AV) System for the Town's Wellness Center.**

A RESOLUTION OF THE TOWN COUNCIL OF THE TOWN OF GOLDEN BEACH, FLORIDA, ENTERING INTO A CONTRACT WITH JOHN BELL CONSTRUCTION, INC. FOR THE INSTALLATION OF A COMPREHENSIVE AUDIO-VISUAL (AV) SYSTEM FOR THE TOWN'S WELLNESS CENTER; PROVIDING FOR A WAIVER OF COMPETITIVE BIDDING PROCEDURES; PROVIDING FOR IMPLEMENTATION; PROVIDING FOR AUTHORIZATION; AND PROVIDING FOR AN EFFECTIVE DATE.

**Exhibit:** Agenda Report No. 10  
Resolution No. 3072.26

**Sponsor:** Town Administration

**Recommendation:** Motion to Approve Resolution No. 3072.26

The Motion to adopt the foregoing Resolution was offered by Councilmember Lusskin, seconded by Councilmember Bernstein, and on roll call the following vote ensued:

Mayor Glenn Singer	<u>Aye</u>
Vice Mayor Jessie Mendal	<u>Aye</u>
Councilmember Bernard Einstein	<u>Aye</u>
Councilmember Judy Lusskin	<u>Aye</u>
Councilmember Kenneth Bernstein	<u>Aye</u>

**PASSED AND ADOPTED** by the Town Council of the Town of Golden Beach, Florida, this 21<sup>st</sup> day of April, 2026.

**Town Manager:** I want to put on the record that I want to be fair to the process, and so I have made a commitment to one of the Councilmembers. My public commitment is if the respondent comes in and wows us and goes completely in the direction that we need them to go in then we will not enforce this item. However, to be fair to the process, we do want the council to go ahead and give the approval to allow me to act on this should that not be the case.

**Mayor Singer:** Just to clarify, the other bid has to be all-inclusive with wiring, TV's, and everything like the first one.

#### **Q. DISCUSSION & DIRECTION TO TOWN MANAGER**

Mayor Glenn Singer:  
None Requested

Vice Mayor Jessie Mendal:

None Requested

Councilmember Kenneth Bernstein:  
None Requested

Councilmember Bernard Einstein:  
None Requested

Councilmember Judy Lusskin:  
None Requested

Town Manager Alexander Diaz

- Presentation of final recommendation for gym equipment for the Town's Wellness Center

**Town Manager:** I want to be very clear, we invited the members of the Wellness Center Advisory Committee and the residents to be here tonight. Once we bless this tonight, we are moving forward. We are not delaying the vote, we've already selected and your direction to me was to work with both Life Fitness and LIV. Kelly ended up getting hired by John Bell to do the flooring, and she is going to help us do some of the purchasing that we can't do through Life Fitness. My recommendation to you tonight is that we do not lease equipment. (Mayor Singer agreed.) There is no financial incentive for us to lease cardio equipment. In fact, it would cost us more to lease them, and at the end of the lease term we have nothing to show for it. If something becomes obsolete, then we will look at buying and replacing then. This way we are not committed to the terms of a lease and paying 9% on money that we have today. We will only look at replacing equipment as it becomes obsolete and their repair value does not make sense. Tonight I am asking that you do two things; we accept all of the fixed gym equipment from Life Fitness, accept the proposed mechanical spin treadmill equipment, accept the equipment that we are buying from LIV, and that we are going to speak to both vendors regarding preventative maintenance. We are going to show you the layout and then go through each piece of equipment, and then Jeff can answer all of your questions. What we have done this past month is taken your feedback and added and subtracted and put together what we have being presented to you tonight.

**Jeff Dibler** presented the final recommendation for the gym equipment for the Wellness Center.

**Town Manager:** What we brought to you tonight, in general form, is what we are going to ask Kelly and Jeff to price. We can work on the number a little bit, and I think that we have done a phenomenal job getting the numbers to where we want them to be. We have added equipment, and I reserve the right to remove that additional piece that I don't like by the front door as I am not sure we need it. If it is ok with the Council, based on what you added and saw, this will be our equipment offering. We are not leasing we will be buying everything that was presented. I will work with Maria to identify where we fall short financially. We are still negotiating with both Life Fitness and LIV on a preventive maintenance contract. Leave that up to the Mayor and I to decide what to do with preventative maintenance. Asked Jeff and Kelly both to speak on their warranties.

**Jeff Dibler:** Your cardio is covered for 4 years, parts and labor, so anything that goes wrong in 4 years is totally covered. For strength, I'm going to include 3 years parts and labor on all strength, so for 3 years you're covered. After that, you have 5 years for your pulleys, plates, and rods. Your frame is warranted for 10 years. That is included in the price, your warranties did not change the purchase price. Training is included in the proposal as well, which is an 8-hour session. It can be broken up into 4-hour sessions with what we call Life Fitness Academy in which we will fly in our LFA trainers and train whomever needs it. There are not any kind of training plans that will be submitted. Additionally, I am also happy to come down and host an all-day open house to make sure everyone is comfortable.

**Town Manager:** Once we have our grand opening, for maybe the period of a month, we are looking into hiring someone from the two companies to be there as residents come in to show them how to use the equipment. We want to do something creative like that. There will be no more presentations to either advisory committee, once you bless this right now, we will move forward and sign contracts. We are still looking into CrossFit and calisthenics in the outside area.

The next meeting date is May 19<sup>th</sup> at 6 p.m. followed by the June 9<sup>th</sup> meeting at 6 p.m. I will have the park for you on the 19<sup>th</sup>.

## **R. ADJOURNMENT:**

---

A motion to adjourn the Council Meeting was made by Mayor Singer, seconded by Councilmember Lusskin.

Consensus vote 5 Ayes 0 Nays. Motion passes.

The meeting adjourned at 8:11 PM

Respectfully submitted,

*Lissette Perez*  
Lissette Perez  
Town Clerk



# TOWN OF GOLDEN BEACH

One Golden Beach Drive  
Golden Beach, FL 33160

---

## MEMORANDUM

---

**Date:** May 19, 2026

**To:** Honorable Mayor Glenn Singer &  
Town Council Members

**From:** Alexander Diaz,   
Town Manager

**Subject:** **Resolution No. 3073.26 – Approving the Purchase and Replacement of the Town’s License Plate Reader (LPR) Cameras**

Item Number:

3

---

### **Recommendation:**

It is recommended that the Town Council adopt the attached Resolution No. 3073.26 as presented, authorizing and approving the purchase and replacement of the Town’s License Plate Reader (LPR) cameras for the Town of Golden Beach.

### **Background:**

The Town of Golden Beach seeks to replace and upgrade the existing LPR system located on the north side of Ocean Boulevard to ensure continued operational reliability and enhance public safety operations. The current LPR equipment has experienced operational issues and requires replacement to maintain the effectiveness of the Town’s security infrastructure.

The proposed purchase includes two (2) Motorola LPR cameras and all necessary components for a complete turnkey installation. The total cost for the equipment purchase and installation is \$27,060.77. The replacement of the existing LPR system is essential to maintaining vehicle monitoring capabilities, supporting law enforcement operations, and preserving the safety of residents and visitors.

### **Fiscal Impact:**

The total for the replacement of the cameras and installation is \$27,060.77.

**TOWN OF GOLDEN BEACH, FLORIDA**

**RESOLUTION NO. 3073.26**

**A RESOLUTION OF THE TOWN COUNCIL OF THE TOWN OF GOLDEN BEACH, FLORIDA, AUTHORIZING AND APPROVING THE PURCHASE OF LICENSE PLATE READER (LPR) CAMERAS FOR THE TOWN'S SECURITY SYSTEM; PROVIDING FOR IMPLEMENTATION AND AN EFFECTIVE DATE.**

**WHEREAS**, the Town of Golden Beach desires to replace and upgrade the Town's License Plate Reader (LPR) system located on the north side of Ocean Boulevard to ensure continued operational reliability and public safety; and

**WHEREAS**, the total cost to the Town for the purchase and replacement of the equipment is \$27,060.77, which includes two (2) Motorola LPR cameras and all components necessary for a turnkey installation; and

**WHEREAS**, the Town Council has reviewed the proposal submitted by Vetted Security Solutions, attached hereto as Exhibit "A," and has determined that said proposal best serves the operational and security needs of the Town; and

**WHEREAS**, the Town Council finds that replacing the existing LPR equipment is necessary and in the best interests of the Town of Golden Beach and its residents.

**NOW, THEREFORE, BE IT RESOLVED BY THE TOWN COUNCIL OF THE TOWN OF GOLDEN BEACH, FLORIDA, AS FOLLOWS:**

**Section 1. Recitals Adopted.** That each of the above-stated recitals is hereby adopted and confirmed.

**Section 2. Authorization of Purchase.** The replacement cameras and installation for a total of \$27,060.77. The funds for these purchases will be taken from the Police General Funds 2025/2026 Budget Accounts.

**Section 3. Implementation.** That the Mayor and Town Manager are authorized to take any and all action, which is necessary to implement this Resolution.

**Section 4. Effective Date.** That this Resolution shall be effective immediately upon adoption.

The Motion to adopt the foregoing Resolution was offered by \_\_\_\_\_ seconded by \_\_\_\_\_, and on roll call the following vote ensued:

Mayor Glenn Singer	_____
Vice Mayor Jessie Mendal	_____
Councilmember Bernard Einstein	_____
Councilmember Kenneth Bernstein	_____
Councilmember Judy Lusskin	_____

**PASSED AND ADOPTED** by the Town Council of the Town of Golden Beach, Florida, this 19<sup>th</sup> day of May, 2026.

\_\_\_\_\_  
MAYOR GLENN SINGER

ATTEST:

\_\_\_\_\_  
LISSETTE PEREZ  
TOWN CLERK

APPROVED AT TO FORM  
AND LEGAL SUFFICIENCY:

\_\_\_\_\_  
STEPHEN J. HELFMAN  
TOWN ATTORNEY

**Vetted Security Solutions LLC**  
 4185 35th St N  
 St Petersburg, FL 33714 US  
 +17274403245  
 AR@vettedsecuritysolutions.com



# Estimate

**ADDRESS**

Town of Golden Beach  
 1 Golden Beach Dr  
 Golden Beach, FL 33160

**SHIP TO**

Town of Golden Beach Police  
 Department  
 Captain Leila Perez  
 1 Golden Beach Dr  
 Golden Beach, FL 33160

**ESTIMATE # 1965**

**DATE** 05/11/2026  
**EXPIRATION DATE** 06/11/2026

SKU	ACTIVITY	QTY	RATE	AMOUNT
VH-VC-ENC	<b>Vetted VoltCore Fixed Site</b> Existing AC Site (BBA-1) -BBA - 1 Back tray -New Modem -AeTek Switch -TA Appliance -New Power Supply – Meanwell	1	3,073.64	3,073.64
NB14-18-FRK-10F	<b>Fan Replacement Kit for 14 &amp; 18" Enclosures 120VAC</b> Fan Replacement Kit for 14 & 18" Enclosures 120VAC	1	87.13	87.13
VSM-L6D-7IR	<b>Motorola L6D Dual-Purpose Camera</b> (1) Motorola L6 Dual Purpose Camera 3.0 MP (1440x1080), 31x optical zoom Dual zoom lenses IR illumination	2	7,495.00	14,990.00
VH-NSI	<b>Vetted Non-Stocking Item</b> VSD-PLMT: POLE MOUNT FOR LRGE PENDT WLMT-1001, L6D	2	180.00	360.00
VS-DLF-01	<b>DEVICE LICENSE FEE</b> VS-DLF-01   DEVICE LICENSE FEE   Required with Camera Purchase   Annual	2	475.00	950.00
VSS-TECH-LABOR	<b>VSS-Technician Labor</b> VSS-Technician Labor - Hourly Rate. Existing Equipment Removal	3	155.00	465.00
VSS-Fixed Installation	<b>Vetted Fixed Installation</b> Fixed Installation per enclosure	1	2,495.00	2,495.00
VSS-PROJ-INSTALL	<b>Vetted Project Installation</b> Project Installation Materials	1	310.00	310.00
VSS-SHP-FK	<b>Vetted Shipping - Required per Fixed Kit</b> Shipping Charges - Required per Fixed Kit	1	130.00	130.00
CDFS-HWW	<b>Vigilant Fixed Camera LPR System Extended Warranty</b>	8	525.00	4,200.00

THANK YOU FOR YOUR BUSINESS!

This quote is subject to Vetted Security Solutions Terms and Conditions, available at [vettedsecuritysolutions.com/sales-terms/](http://vettedsecuritysolutions.com/sales-terms/), which are incorporated herein by reference. By signing this quote, accepting this quote, or issuing a purchase order, Customer acknowledges and agrees to these Terms and Conditions. For questions, contact [insidesales@vettedsecurity.com](mailto:insidesales@vettedsecurity.com).

SKU	ACTIVITY	QTY	RATE	AMOUNT
-----	----------	-----	------	--------

Optional:

(2 cameras, 4 years extended each)

Vigilant Fixed Camera LPR System Extended  
Warranty Valid from standard warranty expiration

VSS-TC-12MW

**VSS-TC-12MW**

12-Month Parts and Labor Warranty

The system includes a one-year warranty covering both parts and labor. This warranty excludes damage caused by normal wear, misuse, accidents, acts of nature, shipping or handling, contamination, improper application, or unauthorized repairs or modifications. Products serviced or altered outside of Vetted's factory without written authorization are not covered. Third-party components and accessories not manufactured by Vetted are covered solely by their respective manufacturer warranties. Use of non-Vetted-certified parts or components not purchased through Vetted or an authorized distributor voids this warranty. Extended warranty options may be available upon request.

Scope of Work:  
Vetted Security Solutions (VSS) to provide and install (2) new LPR cameras at the existing site on the north side of Golden Beach (reference VSR 1663). The quote assumes constant 120/240VAC is still available and that a SIM card will be provided.

SUBTOTAL	27,060.77
TAX	0.00
<b>TOTAL</b>	<b>\$27,060.77</b>

Accepted By

Accepted Date

THANK YOU FOR YOUR BUSINESS!

This quote is subject to Vetted Security Solutions Terms and Conditions, available at [vettedsecuritysolutions.com/sales-terms/](http://vettedsecuritysolutions.com/sales-terms/), which are incorporated herein by reference. By signing this quote, accepting this quote, or issuing a purchase order, Customer acknowledges and agrees to these Terms and Conditions. For questions, contact [insidesales@vettedsecurity.com](mailto:insidesales@vettedsecurity.com).



# TOWN OF GOLDEN BEACH

100 Ocean Boulevard  
Golden Beach, FL 33160

---

## MEMORANDUM

---

**Date:** May 19, 2026

**To:** Honorable Mayor Glenn Singer &  
Town Council Members

**From:** Alexander Diaz, *Alex B*  
Town Manager

**Subject:** **Resolution No. 3074.26 – Approving a Contract with John Bell Construction and an Eligible Firm for Purchase and Installation of A comprehensive Lighting System for the Civic Center Complex**

Item Number:

4

---

### Recommendation:

It is recommended that the Town Council adopt the attached Resolution No. 3074.26 as presented.

### Background:

As part of the Civic Center Complex project, the Town previously installed a portion of the site lighting associated with the Reimagined Tweddle Park improvements. Since that time, the Wellness Center site plan has been approved and construction activities associated with the Reimagined Tweddle Park project are now well underway.

In order to complete the balance of the site lighting installation, the Town requested pricing proposals from three (2) different companies for the installation work. After reviewing the proposals received, staff is recommending that the Town proceed with the proposal submitted through John Bell Construction's electrical subcontractor. The recommended proposal came in approximately \$51,000 lower than the proposal submitted by the company that performed the original lighting installation work.

Accordingly, staff is requesting approval of a change order to the existing John Bell Construction contract for the installation of the remaining site lighting infrastructure associated with the project.

In addition, staff is requesting authorization for the Town Manager to directly purchase the required lighting fixtures in an amount not to exceed \$80,000. Staff

continues to meet with multiple lighting representatives and vendors in an effort to negotiate the best possible pricing and identify the most appropriate fixtures for the project. The direct purchase approach will provide the Town with additional flexibility and potential cost savings as the Town finalizes fixture selections and pricing.

**Fiscal Impact**

\$162,483.75

Installation Cost

\$80,000.00

Fixture Allowance

**\$242,483.75**

**Capital Projects Fund**

**TOWN OF GOLDEN BEACH, FLORIDA**

**RESOLUTION NO. 3074.26**

**A RESOLUTION OF THE TOWN COUNCIL OF THE TOWN OF GOLDEN BEACH, FLORIDA, ENTERING INTO A CONTRACT WITH JOHN BELL CONSTRUCTION, INC. FOR THE INSTALLATION OF A COMPREHENSIVE LIGHTING SYSTEM FOR THE CIVIC CENTER COMPLEX, AND AWARDING A CONTRACT TO AN ELIGIBLE FIRM, AS APPROVED BY THE MYAOR AND TOWN MANAGER, FOR THE PURCHASE OF A COMPREHENSIVE LIGHTING SYSTEM FOR THE CIVIC CENTER COMPLEX; PROVIDING FOR A WAIVER OF COMPETITIVE BIDDING PROCEDURES; PROVIDING FOR IMPLEMENTATION; PROVIDING FOR AUTHORIZATION; AND PROVIDING FOR AN EFFECTIVE DATE.**

**WHEREAS**, as part of the Civic Center Complex project, the Town previously installed a portion of the site lighting associated with the Reimagined Tweddle Park improvements; and

**WHEREAS**, the Wellness Center site plan has since been approved and construction activities associated with the Reimagined Tweddle Park project are currently underway; and

**WHEREAS**, in order to complete the balance of the site lighting installation, the Town solicited pricing proposals from three (3) different companies for the installation work; and

**WHEREAS**, after review of the proposals received, the proposal submitted through John Bell Construction's electrical subcontractor was determined to provide the best value to the Town and was approximately One Hundred Thousand Dollars (\$100,000.00) lower than the proposal submitted by the company that performed the original lighting installation work; and

**WHEREAS**, the Town Council desires to approve a change order to the existing John Bell Construction contract for the installation of the remaining site lighting infrastructure associated with the Reimagined Tweddle Park project; and

**WHEREAS**, the Town Council further desires to authorize the Town Manager to directly procure lighting fixtures for the project in an amount not to exceed Eighty Thousand Dollars (\$80,000.00), in order to allow staff to continue negotiating pricing and finalizing fixture selections in the best interest of the Town; and

**WHEREAS**, the Town Council finds that approving the change order and authorizing the direct purchase of lighting fixtures is in the best interest and welfare of the Town of Golden Beach.

**NOW, THEREFORE, BE IT RESOLVED BY THE TOWN COUNCIL OF THE TOWN OF GOLDEN BEACH, FLORIDA, AS FOLLOWS:**

**Section 1. Recitals Adopted.** That each of the above stated recitals are hereby adopted, confirmed and incorporated herein.

**Section 2. Approval.** The Town Council hereby approves the Agreement, subject to the final approval of the Town Attorney as to legal sufficiency.

**Section 3. Waiver of Competitive Bidding.** The Town Council finds that compliance with the bid procedures within the Town Code is impractical and hereby waives such procedures in accordance with Section 2-275 of the Town Code.

**Section 4. Implementation.** The Town Mayor and Town Manager are hereby authorized to take any and all actions which are necessary to implement this Resolution.

**Section 5. Effective Date.** This Resolution shall become effective immediately upon adoption.

Sponsored by **Town Administration.**

The Motion to adopt the foregoing Resolution was offered by \_\_\_\_\_,  
seconded by \_\_\_\_\_, and on roll call the following vote ensued:

Mayor Glenn Singer	_____
Vice Mayor Jessie Mendal	_____
Councilmember Bernard Einstein	_____

Councilmember Judy Lusskin  
Councilmember Kenneth Bernstein

—  
—

**PASSED AND ADOPTED** by the Town Council of the Town of Golden Beach,  
Florida, this 19<sup>th</sup> day of May, 2026.

---

MAYOR GLENN SINGER

ATTEST:

---

LISSETTE PEREZ  
TOWN CLERK

APPROVED AS TO FORM  
AND LEGAL SUFFICIENCY:

---

STEPHEN J. HELFMAN  
TOWN ATTORNEY



# **GOLDEN BEACH WELLNESS CENTER**

## **PCO #049 Site Lighting**

This change order is being submitted for the added site lighting scope identified in the site lighting plans provided to JBC on 04/21/26.

At the time of bid and contract award, the site lighting scope was not included in JBC's original contract scope. The newly issued site lighting documents now define the required exterior lighting layout, photometric plan, underground conduit routing, pull boxes, wiring, branch circuits, GFCI bench receptacles, lighting pole locations, bollards, line column lights, area lights, and padel court lighting provisions.

This proposal includes the removal of existing exterior lighting devices, including existing bollards and light poles, along with the labor and material required to install the new site lighting infrastructure shown on the issued plans. The scope includes underground conduit, conductors, pull strings, pull box, trenching/excavation and backfill equipment, GFCI receptacles, and installation of the new site lighting fixtures.

The light fixtures themselves are being provided by the Owner/Client and are not included in this price. This proposal is for the demolition, raceway, wiring, installation, and associated electrical work required to support the Owner-furnished site lighting fixtures.



POTENTIAL CHANGE ORDER

OWNER   
 ARCHITECT   
 CONTRACTOR   
 FIELD   
 OTHER

AIA DOCUMENT G701

PROJECT:	Golden Beach Wellness Center 1 Golden Beach Drive Golden Beach, FL 33160	PCO #:	49 - Site Lighting
		DATE:	5/6/2026
		NTP #02:	7/14/2025
		Original Substantial Completion Date:	7/24/2026
CONTRACTOR:	John Bell Construction 4000 SW 60th Court Miami, FL 33155	CONTRACT FOR:	Golden Beach Wellness Center 1 Golden Beach Drive Golden Beach, FL 33160

Not valid until signed by the Owner, Architect and Contractor.

The original Contract Sum was \$ 5,272,660.94

The Costs Associated with this Change Order are: \$ 138,875.00

1 Site Lighting - Demo, Raceway, Wiring & Install of Owner-Furnished Fixtures \$ 138,875.00

Insurance (GL & Workers Comp)	1.0%	\$ 1,388.75
Standard Overhead & Management Fee	14.0%	\$ 19,442.50
Bond Cost	2.0%	\$ 2,777.50

The Contract Sum will be increased by this Change Order in the amount of \$ 162,483.75

This change order will increase Substantial Completion by 10 days

NOTE: This summary does not reflect changes in the Contract Sum, Contract Time or Guaranteed Maximum Price which have been authorized by Construction Change Directive.

Eric Dempsey	John Bell Construction, Inc	Town of Golden Beach
ARCHITECT	CONTRACTOR	CONTRACTED
700 S. Rosemary Ave, Suite 401, West Palm Beach, FL 33401	4000 SW 60th Court, Miami FL 33155	100 Ocean Blvd, Golden Beach, FL 33160
Address	ADDRESS	ADDRESS
BY	Jay Castellanos	BY
SIGNATURE		SIGNATURE
DATE	5/6/2026	DATE



10753 NE 3rd Ct, Miami, FL 33161  
Ph.305.965-4610 Fax.786-953-8719  
**DLD ELECTRICAL CONTRACTOR**  
Electrical Contractor State # EC13013062  
**Dedication-Loyalty-Diligence**  
It is our commitment to you.

---

**PROPOSAL CHANGE ORDER # 9 2502-01**

---

**Date:** April 29, 2026  
**To:** John Bell Construction  
**Project:** Golden Beach Wellness Center  
**Address:** 1 Golden Beach Drive, Golden Beach, FL 33160

This Change Order is issued to cover the additional scope associated with the installation of new exterior lighting at the Golden Beach project.

This scope includes the removal and disposal of existing exterior lighting devices, consisting of existing bollard lights and existing light poles, as well as the installation of new bollards, lighting poles, and GFCI receptacles. These items were not included in the original contract scope and will require additional labor, materials, and coordination to complete the work in accordance with the latest design and field conditions.

### Description of Work

#### REMOVAL / DEMOLITION

This Change Order includes the disconnection of power, identification of existing circuits, removal of wiring, and the dismantling of existing electrical equipment. All removed equipment will be relocated to a temporary storage area designated by the client. This scope is limited strictly to demolition and removal activities and includes all labor, materials, and coordination required to safely complete these tasks.



Figure 1: Bollard lights.



Figure 2: Light poles.

**Scope of Work.**

- Uninstall and properly dispose of (22) existing bollard lights.
- Uninstall and remove (8) existing light poles.

**LABOR AND MATERIAL-----\$16,732.50**

**E-300 ELECTRICAL SITE PLAN**

Figure 3 below is a reference image of plan E-300 Electrical Site Plan, where all required electrical points are identified and highlighted in yellow for clarity, including locations for lighting fixtures and GFCI receptacles. This scope includes five (5) different types of lighting fixtures, which will be installed by our team and provided by others. Additionally, this scope includes the installation of eight (8) duplex GFCI receptacles at the benches and one (1) handhole located adjacent to the padel court, as indicated in the plans. All underground work associated with this scope will be performed using 2-inch PVC conduit and #10 AWG conductors, as required by the plans, and empty conduits will be installed between the lighting poles at the padel court as shown in the drawings. The cost associated with this scope includes all required materials, labor, installation of pull strings within empty conduits, excavation and backfill equipment, and all work will be executed in compliance with applicable NEC standards.



*Figure 3: Electrical points.*

**Scope of Work.**

- Furnish and install (8) duplex receptacle.
- Install (47) lighting fixture type B – Bollard. Provided by owner.
- Install (3) lighting fixture type C - Line Column. Provided by owner.
- Install (2) lighting fixture type SA - Area Light. Provided by owner.
- Install (4) lighting fixture type SB - Area Light. Provided by owner.
- Install (5) lighting fixture type SC - Area Light. Provided by owner.
- Install (4) lighting fixture for padel court. Provided by owner.
- Furnish and install (1) pull box with cast the words "Electrical" on the top.
- Raceway and wiring from Panel HS (CKT-10) to Lighting branch circuits (2# 10 + 1# 10 GND, in 2" C) 1000' Max.
- Raceway and wiring from Panel HS (CKT-14) to Lighting branch circuits (2# 10 + 1# 10 GND, in 2" C) 1250' Max.
- Raceway and wiring from Panel HS (CKT-13) to Lighting branch circuits (2# 10 + 1# 10 GND, in 2" C) 220' Max.
- Empty conduit from Panel LS to padel courts (2" C) 220' Max.
- Raceway and wiring from Panel LS to GFCIs (2# 10 + 1# 10 GND, in 2" C) 220' Max.
- Raceway and wiring from Panel LS (CKT-8) to GFCIs (2# 10 + 1# 10 GND, in 2" C) 430' Max.
- Raceway and wiring from Panel LS (CKT-10) to GFCIs (2# 10 + 1# 10 GND, in 2" C) 400' Max.
- Raceway and wiring from Panel LS (CKT-12) to GFCIs (2# 10 + 1# 10 GND, in 2" C) 320' Max.

**LABOR AND MATERIAL-----\$122,142.50**

**Exclusions:**

This Change Order does not include any landscaping work. Restoration of grass, soil, or any existing landscape disturbed during the execution of the work is excluded.

This scope also does not include the installation, construction, or provision of bases required for bollard fixtures, as no specifications or details for these items have been provided at this time.

**This Proposal specifically includes:**

- U.L. rated material and labor installed in accordance with the N.E.C. & N.F.P.A

**We hereby propose to furnish material and labor complete in accordance with the above specification, for the sum of:**

**LABOR AND MATERIAL-----\$ 138,875.00**  
**TOTAL-----\$ 138,875.00**

Payments to be made as

**This price does not include payment of the permit.**

- 
- Work to be performed during/after normal business hours
  - Fire stopping, sealing of walls, floor or roof penetrations, patch and painting by others.
  - Any request for work not specified in this scope and with considerable price will represent a change order.

**Acceptance of Proposal**

The above prices, specifications and conditions are satisfactory and hereby accepted.

You are authorized to do the work as specified above.

Payments to be made as follows: - **Progressive Payment.**

---

**Authorized Signature**

---

**Date**

---

**Print Name**

Respectfully submitted by:

**Alexander B. Lopez**

**Owner**

**DLD-Electrical Contractor LLC**

305-965-4610

[A.lopez@dldelectricalcontractor.com](mailto:A.lopez@dldelectricalcontractor.com)

ELECTRICAL ABBREVIATIONS LIST	
1P 1 POLE (2P, 3P, 4P, ETC.)	MCB MAIN CIRCUIT BREAKER
A AMPERE	MCC MOTOR CONTROL CENTER
AC ABOVE COUNTER	MDC MAIN DISTRIBUTION CENTER
ACLG ABOVE CEILING	MDF MAIN DISTRIBUTION PANEL
ADO AUTOMATIC DOOR OPENER	MFR MANUFACTURER
AF AMP FRAME	MFS MAIN FUSED DISCONNECT SW
AFB ABOVE FINISHED FLOOR	MFL MANHOLE
AFG ABOVE FINISHED GRADE	MIC MICROPHONE
AFI ARC FAULT CIRCUIT INTERRUPTER	MIN MINIMUM
AHU AIR HANDLING UNIT	MISC MISCELLANEOUS
AL ALUMINUM	MLO MAIN LUGS ONLY
ALT ALTERNATE	MMS MANUAL MOTOR STARTER
AMP AMPERE	MOA MULTIOUTLET ASSEMBLY
AMPL AMPLIFIER	MSP MOTOR STARTER PANELBOARD
ANNU ANNUNCIATOR	MSB MAIN SWITCHBOARD
APPROX APPROXIMATELY	MT MOUNT
AQSTAT AQUASTAT	MTG EMPTY CONDUIT
ARCH ARCHITECT, ARCHITECTURAL	MTS MANUAL TRANSFER SWITCH
AS AMP SWITCH	MTR MOTOR, MOTORIZED
AT AMP TRIP	N N.C. NORMALLY CLOSED
ATS AUTOMATIC TRANSFER SWITCH	NEC NATIONAL ELECTRICAL CODE
AUTO AUTOMATIC	NEMA NATIONAL ELECTRICAL MANUFACTURERS ASSOCIATION
AUX AUXILIARY	NFDS NON-FUSED SAFETY DISCONNECT SWITCH
AV AUDIO VISUAL	NIC NOT IN CONTRACT
AWG AMERICAN WIRE GAUGE	NL NIGHT LIGHT
BATT BATTERY	N.O. NORMALLY OPEN
BD BOARD	N.N. NORMAL FACTOR
BL BUILDING	N.S. NOT TO SCALE
BMS BUILDING MANAGEMENT SYSTEM	OH OVERHEAD
C CONDUIT	OL OVERLOADS
CAB CABINET	PA PUBLIC ADDRESS
CAT CATALOG	PB PULL BOX OR PUSHBUTTON
CATV CABLE TELEVISION	PE PNEUMATIC ELECTRIC
CB CIRCUIT BREAKER	PF PEDESTAL
CCTV CLOSED CIRCUIT TELEVISION	PF POWER FACTOR
CKT CIRCUIT	PH PHASE
CLG CEILING	PIV POST INDICATING VALVE
COMB COMBINATION	PP POWER POLE
COMPRESSOR	PR PAIR
CONN CONNECTION	PRI PRIMARY
CONST CONSTRUCTION	PROJ PROJECTION
CONT CONTINUATION OR CONTINUOUS	PRV POWER ROOF VENTILATOR
CONTR CONTRACTOR	PT POTENTIAL TRANSFORMER
CONV CONVECT	PVC POLYVINYL CHLORIDE (CONDUIT)
CP CIRCULATING PUMP	PWR POWER
CRT CATHODE-RAY TUBE	QUAN QUANTITY
CT CURRENT TRANSFORMER	RCM RECEPTACLE
CTR CENTER	REQ REQUIRED
CJ COPPER	RM ROOM
CU DOMESTIC WATER CIRCULATING PUMP	RSC RIGID STEEL CONDUIT
DEPT DEPARTMENT	RTU ROOF TOP UNIT
DET DETAIL	SC SURFACE CONDUIT
DIA DIAMETER	SEC SECONDARY
DISC DISCONNECT	SH SHEET
DIST DISTRIBUTION	SIM SIMILAR
DN DOWN	SIN SOLID NEUTRAL
DPR DAMPER	SPEC SPECIFICATION
DS SAFETY DISCONNECT SWITCH	SPKR SPEAKER
DT DOUBLE THROW	SR SURFACE RACEWAY
DWG DRAWING	SS STAINLESS STEEL
ED ELECTRICAL CONTRACTOR	SSW SELECTOR SWITCH
ELEC ELECTRIC, ELECTRICAL	STA STATION
ELEV ELEVATOR	STS STOP/START PUSHBUTTONS
ELU EMERGENCY LIGHTING UNIT	STD STANDARD
EM EMERGENCY	SURF SURFACE MOUNTED
EMS EMERGENCY MANAGEMENT SYSTEM	SW SWITCH
EMT ELECTRICAL METALLIC TUBING	SWBD SWITCHBOARD
EP ELECTRIC PNEUMATIC EQUIPMENT	SYM SYMMETRICAL
EQUIP EQUIPMENT	SYST SYSTEM
EWIC ELECTRIC WATER COOLER	TEL/TDA TELEPHONE/DATA
EXIST EXISTING	TERMINAL
EXH EXHAUST	TL TWIST LOCK
EXP EXPLOSION PROOF	TAMP TAMPER RESISTANT
FA FIRE ALARM	TS/STAT THERMOSTAT
FABP FIRE ALARM BOOSTER POWER SUPPLY PANEL	TT TELEPHONE TERMINAL CABINET
FACP FIRE ALARM CONTROL PANEL	TV TELEVISION
FCU FAN COIL UNIT	TVTC TELEVISION TERMINAL CABINET
FIX FIXTURE	TYP TYPICAL
FLR FLOOR	UC UNDERGROUND ELECTRICAL
FLUOR FLUORESCENT	UG UNDERGROUND
FU FUSE	UH UNIT HEATER
FUSD FUSED SAFETY DISCONNECT SWITCH	UT UNDERGROUND TELEPHONE
GA GAUGE	UTIL UTILITY
GAL GALLON	UV ULTRAVIOLET
GALV GALVANIZED	V VOLT
GC GENERAL CONTRACTOR	VA VOLT-AMPERES
GEN GENERATOR	VD VIDEO DISPLAY TERMINAL
GFI GROUND FAULT CIRCUIT INTERRUPTER	VERT VERTICAL
GFP GROUND FAULT PROTECTOR	VFD VARIABLE FREQUENCY DRIVE
GND GROUND	VOL VOLUME
GRS GALVANIZED RIGID STEEL (CONDUIT)	W WATT
GYP BD GYPSUM BOARD	W WITH
HCA HANDS-OFF AUTOMATIC SWITCH	WG WIRE GUARD
HORIZ HORIZONTAL	WH WATER HEATER
HP HORSEPOWER	W/O WITHOUT
HPF HIGH POWER FACTOR	WP WEATHERPROOF
HT HEIGHT	XMR TRANSFORMER
HTG HEATING	XFR TRANSFER
HTR HEATER	
HV HIGH VOLTAGE	
HVAC HEATING, VENTILATING AND AIR CONDITIONING	
IC INTERRUPTING CAPACITY	
IG ISOLATED GROUND	
IMC INTERMEDIATE METAL CONDUIT	
INCAND INCANDESCENT	
IR INFRARED	
IW INTERLOCK WITH	
J-BOX JUNCTION BOX	
KV KILOVOLT	
KVA KILOVOLT-AMPERE	
KVAR KILOVOLT-AMPERE REACTIVE	
KW KILOWATT	
KWH KILOWATT HOUR	
LOC LOCATE OR LOCATION	
LT LIGHT	
LTG LIGHTING	
LTNG LIGHTNING	
LV LOW VOLTAGE	
MAX MAXIMUM	
MAG S MAGNETIC STARTER	
MC MOMENTARY CONTACT	
MC MECHANICAL CONTRACTOR	

ELECTRICAL SYMBOL LEGEND	
	LIGHTING FIXTURES, TYPICAL, RECTANGULAR
	LIGHTING FIXTURES, TYPICAL, ROUNDED CENTER DOT INDICATES PENDANT, DIAGONAL LINE INDICATES LENSED, CHEVRON INDICATES WALL WASH
	WALL-MOUNTED FIXTURES, TYPICAL
	STRIP FIXTURE
	DIRECTIONAL LIGHT, TRACK, FLOOD
	LINEAR LIGHT, TAPE LIGHT
	EMERGENCY LIGHTING UNIT, CEILING-MOUNTED, INTEGRAL BATTERY
	EMERGENCY LIGHTING UNIT, CEILING-MOUNTED, REMOTE BATTERY
	EMERGENCY LIGHTING UNIT, WALL-MOUNTED, INTEGRAL BATTERY
	EMERGENCY LIGHTING UNIT, WALL-MOUNTED, REMOTE BATTERY
	EXIT LIGHT, CEILING-MOUNTED, SHADING AND ARROWS INDICATE FACES AND DIRECTION
	EXIT LIGHT, WALL-MOUNTED, SHADING AND ARROWS INDICATE FACES AND DIRECTION
	EXIT/ELU COMBO
	POLE/AREA LIGHTS
	POST-TOP AREA LIGHT
	BOLLARD LIGHT
	DIAGONAL HATCH INDICATES LIGHT ON A CRITICAL CIRCUIT
	SOLID HATCH INDICATES LIGHT ON AN EMERGENCY OR LIFE SAFETY CIRCUIT
	SINGLE POLE SWITCH (4-0" TYP. U.N.O.)
	3-WAY SWITCH
	4-WAY SWITCH
	KEYED SWITCH
	SWITCH W/PILOT
	DIMMER SWITCH
	TIMER SWITCH
	LIGHTING KEY PAD
	TIME CONTROL SWITCH
	TIME DELAY SWITCH
	OCCUPANCY SENSOR W/ MANUAL SWITCH
	DAYLIGHT SENSOR CEILING
	FIRE ALARM PULL STATION (4-0" TYP. U.N.O.)
	FIRE ALARM BELL
	FIRE ALARM STROBE (CANDELAS)
	FIRE ALARM HORN W/STROBE
	FIRE ALARM SPEAKER W/STROBE
	FIRE ALARM BELL W/STROBE
	FIRE ALARM CHIME W/STROBE
	FIRE ALARM DOOR HOLDER
	FIRE ALARM DOOR CLOSER
	SPRINKLER FLOW SWITCH
	SPRINKLER VALVE TAMPER SWITCH
	THERMAL DETECTOR
	DUCT SMOKE DETECTOR
	CEILING SMOKE DETECTOR
	SMOKE/CARBON MONOXIDE ALARM

ELECTRICAL SYMBOL LEGEND	
	SINGLE RECEPT.
	DUPLEX RECEPT. (18" TYP. U.N.O.)
	DUPLEX RECEPT. (DESIGNATES SPECIFIC MOUNTING HEIGHT)
	DUPLEX RECEPT.
	GFI DUPLEX RECEPT. (FEED THROUGH)
	GFI WEATHERPROOF RECEPT.
	SPLIT DUPLEX RECEPT.
	DUPLEX ISOLATED GROUND RECEPT.
	DUPLEX RECEPT. ON EMERG. CIRCUIT
	FLOOR DUPLEX RECEPT.
	CEILING DUPLEX RECEPT.
	FOURPLEX RECEPT.
	FOURPLEX RECEPT. ON EMERG. CIRCUIT
	240V RECEPTACLE
	RECEPT. ON CORD REEL
	SPECIAL RECEPT.
	JUNCTION BOX
	FLOOR JUNCTION BOX
	CEILING JUNCTION BOX
	MULTIOUTLET ASSEMBLY
	SAFETY DISC. SW. (NON-FUSED)
	SAFETY DISC. SW. (FUSED)
	EXIT/ELU COMBO
	POLE/AREA LIGHTS
	POST-TOP AREA LIGHT
	BOLLARD LIGHT
	DIAGONAL HATCH INDICATES LIGHT ON A CRITICAL CIRCUIT
	SOLID HATCH INDICATES LIGHT ON AN EMERGENCY OR LIFE SAFETY CIRCUIT
	SINGLE POLE SWITCH (4-0" TYP. U.N.O.)
	3-WAY SWITCH
	4-WAY SWITCH
	KEYED SWITCH
	SWITCH W/PILOT
	DIMMER SWITCH
	TIMER SWITCH
	LIGHTING KEY PAD
	TIME CONTROL SWITCH
	TIME DELAY SWITCH
	OCCUPANCY SENSOR W/ MANUAL SWITCH
	DAYLIGHT SENSOR CEILING
	TELEPHONE OUTLET
	FLOOR TELEPHONE OUTLET
	VOICE/DATA OUTLET
	FLOOR DATA OUTLET
	CEILING DATA OUTLET
	MICROPHONE OUTLET
	CATV OUTLET
	TV OUTLET
	VOLUME CONTROL
	DOOR BELL
	DOOR BUZZER
	DOOR CHIME
	DOOR SIGNAL
	AUTO DOOR PUSH PAD
	ELECTRIC STRIKE
	MAGNETIC LOCK
	COMBINATION LOCK
	DOOR CONTACT
	CARD READER
	SECURITY KEYPAD
	MOTION DETECTOR
	NURSE CALL EMERG. STATION
	NURSE CALL CODE BLUE STATION
	NURSE CALL DUTY STATION
	NURSE CALL STAFF STATION
	NURSE CALL PATIENT STATION
	NURSE CALL DOME LIGHT (1-COLOR)
	NURSE CALL DOME LIGHT (2-COLORS)
	NURSE CALL DOME LIGHT (4-COLORS)

ELECTRICAL SYMBOL NOTES	
	LIGHTING FIXTURE TAG DESCRIPTORS: TOP VALUE: FIXTURE TYPE ID. MIDDLE VALUE: PANEL - CIRCUIT NUMBER. BOTTOM VALUE: LOWERCASE LETTER: SWITCH DESIGNATION. ABSENCE OF A SWITCH ID INDICATES FIXTURE IS CONTROLLED BY THE ONLY SWITCH IN THE SPACE. "X" IN PLACE OF THE SWITCH ID INDICATES NIGHT LIGHT, UNSWITCHED.
	EXIT LIGHTS: STEM INDICATES WALL MOUNTING. NO STEM INDICATES CEILING MOUNTING. SHADED AREA INDICATES ILLUMINATED FACE(S). ARROW INDICATES DIRECTIONAL ARROW ON ILLUMINATED FACE(S). THE CIRCUIT DESIGNATION IS INDICATED BY A NUMBER, EXAMPLE: THE WALL MOUNTED EXIT LIGHT TYPE "E1" WITH SINGLE FACE AND DIRECTIONAL ARROW IS CONNECTED TO CIRCUIT 1.
	DEVICES: THE CIRCUIT DESIGNATION IS INDICATED BY A NUMBER. THE SWITCH DESIGNATION IS INDICATED BY A LOWER CASE LETTER. EXAMPLE: SPLIT DUPLEX RECEPTACLE IS CONNECTED TO CIRCUIT 1 AND ONE RECEPTACLE OUTLET IS CONTROLLED BY SWITCH "d".
	THE CONTROL DEVICE DESIGNATION IS INDICATED BY A LOWER CASE LETTER. EXAMPLE: SINGLE POLE SWITCH "d" TO CONTROL LIGHTING FIXTURES INDICATED BY "d".
	WALL BOX DIMMER WITH SIZE AS INDICATED AT DEVICE. EXAMPLE: 600 WATT WALL BOX DIMMER TO CONTROL LIGHTING FIXTURES INDICATED BY "d". SEE SPECIFICATIONS FOR WATTAGE IF NOT INDICATED.
	SPECIAL CONNECTIONS: THE EQUIPMENT IS INDICATED BY A NUMBER IN A CIRCLE. SEE THE MOTOR AND EQUIPMENT SCHEDULE FOR THE LOAD DESCRIPTION AND TYPE OF CONNECTION. THE CIRCUIT DESIGNATION IS INDICATED BY NUMBER(S) ADJACENT TO THE SYMBOL. EXAMPLE: EQUIPMENT NO. ELEC-1: 1 PHASE CONNECTION TO CIRCUITS 2, 4.
	PANELBOARDS: PANELBOARD DOORS MAY BE SHOWN TO INDICATE OPENING SIDE OF RECESSED PANELBOARDS. SEE PANELBOARD IDENTIFICATION FOR DESIGNATION CODES.
	MOTOR CONNECTIONS: THE MOTOR IS INDICATED BY A NUMBER WITHIN OR CHARACTERS ADJACENT TO THE MOTOR SYMBOL. SEE THE MOTOR AND EQUIPMENT SCHEDULE FOR THE MOTOR DESCRIPTION AND ELECTRICAL REQUIREMENTS.
	TRANSFORMERS: THE TRANSFORMER TYPE IS INDICATED BY A NUMBER FOLLOWING THE UPPER CASE LETTER "T". SEE THE TRANSFORMER SCHEDULE OR THE SINGLE LINE DIAGRAM FOR THE TRANSFORMER DESCRIPTION AND REQUIREMENTS. EXAMPLE: TRANSFORMER TYPE "T1".
	CONDUIT IN CEILING, FLOOR OR WALL AS REQUIRED BY FIELD CONDITIONS
	CONDUIT IN FLOOR OR IN GRADE
	CONDUIT SHOWN WITHOUT SLASH MARKS SHALL CONTAIN 1 # 12 CONDUCTOR PER PHASE, NEUTRAL, AND GROUND IN 1/2" CONDUIT UNLESS SPECIFIC EQUIPMENT REQUIRES A DIFFERENT SIZE.
	CONDUIT SHOWN WITH SLASH MARKS SHALL CONTAIN 1 # 10 CONDUCTOR PER PHASE IN ELECTRICAL CODE SIZED MINIMUM CONDUIT UNLESS A CONDUCTOR AND CONDUIT SIZE IS SHOWN ADJACENT.
	HOME RUN TO BRANCH CIRCUIT PANELBOARD: THE PANELBOARD DESIGNATION IS SHOWN ADJACENT TO THE HOME RUN ARROW AS A NUMERATOR AND THE CIRCUIT DESIGNATION IS SHOWN AS THE DENOMINATOR. CIRCUIT BREAKER SIZES (AMPS/NUMBER OF POLES) ARE SHOWN IN THE PANELBOARD SCHEDULE WITH THE CORRESPONDING PANELBOARD AND CIRCUIT DESIGNATION. EXAMPLE: HOME RUN TO PANELBOARD P4N-102: CIRCUITS 1, 3, 5.
	THIN DASHED LINE REPRESENT CONTROL CIRCUIT
	GRAPHICAL REPRESENTATION OF PHASING, TYPICAL FOR ALL SYMBOLS.
	EXISTING TO REMAIN
	EXISTING TO BE REMOVED
	NEW
	ITEM TO BE REMOVED
	AREA NOT IN CONTRACT
	REVISION NUMBER - SHOWN ON PLANS
	NUMBER OF DETAIL ON SHEET
	NUMBER OF SHEET WHERE DETAIL APPEARS
	KEYED NOTE (SEE SCHEDULE)
	KITCHEN ROOM NAME AND NUMBER

ELECTRICAL GENERAL NOTES	
1.	THESE DOCUMENTS, WHEN SIGNED AND SEALED BY A PROFESSIONAL ENGINEER, ARE CONSIDERED CONTRACT DOCUMENTS AND SHALL BE BID, BUILT, AND INSTALLED EXACTLY AS SHOWN ON PLANS. THROUGHOUT THESE DOCUMENTS, THE WORDS "COMPLIANCE" AND "CONFORMANCE" SHALL BE INTERCHANGEABLE. FROM THESE DOCUMENTS, INCLUDING CORRECTING INSTALLATIONS OR DELAYS TO PROJECT SCHEDULE, SHALL BE THE SOLE RESPONSIBILITY OF THE CONTRACTOR.
2.	CONTRACTORS OPERATING AT 50 VOLTS OR GREATER SHALL BE IN RACEWAY. RACEWAY WITHIN THE STRUCTURE ABOVE THE FLOOR SLAB SHALL BE METAL. RACEWAY BELOW THE FLOOR SLAB AND UNDERGROUND RACEWAYS ABOVE THE STRUCTURE SHALL BE PVC.
3.	LOW VOLTAGE CABLES OR CONDUCTORS OPERATING AT LESS THAN 50 VOLTS SHALL BE IN METAL RACEWAY. LOW VOLTAGE CABLES MAY BE RUN IN CABLE TRAY WHERE NOTED. LOW VOLTAGE CABLE SHALL BE PLENUM RATED IN PLENUM SPACES.
4.	COORDINATE LOCATIONS OF DEVICES WITH ARCHITECTURAL ELEVATIONS AND DETAILS. ARCHITECTURAL ELEVATIONS AND DETAILS TAKE PRECEDENCE OVER LOCATIONS SHOWN ON ELECTRICAL DRAWINGS.
5.	PROVIDE CABLE OR CONDUIT AND WIRE AS REQUIRED TO ACHIEVE CIRCUITING SHOWN. SIZE CONDUCTORS PER NEC AMPACITY AND WIRE FILL CRITERIA. PROVIDE DEDICATED NEUTRAL AND GROUND CONDUCTORS FOR CIRCUITING, UNLESS NOTED OTHERWISE. INCREASE BRANCH CIRCUIT AND/OR FEEDER CONDUCTORS INCLUDING EQUIPMENT GROUNDING CONDUCTORS PROPORTIONALLY FOR NO MORE THAN 3% VOLTAGE DROP ON BRANCH CIRCUITS AND 2% ON FEEDERS PER ENERGY CODE.
6.	IT IS THE RESPONSIBILITY OF THIS CONTRACTOR TO COORDINATE INSTALLATION OF ELECTRICAL SYSTEMS AND THOSE REQUIRING ELECTRICAL CONNECTIONS TO MAINTAIN NEC REQUIRED CLEARANCES, INCLUDED BY NOT LIMITED TO AREAS ABOVE ACCESSIBLE CEILINGS.
7.	COORDINATE WITH OTHER TRADES FOR PROPER INSTALLATION OF EQUIPMENT. CONSULT THE DRAWING OR CRAFTS TO AVOID CONFLICTS WITH EQUIPMENT. ETC. CONFLICTS SHALL BE RESOLVED PRIOR TO ROUGH-IN AND AT NO ADDITIONAL COST TO THE OWNER.
8.	LEAVE THE SITE CLEAN AND READY FOR OCCUPANCY. REMOVE DIRT, DEBRIS, EMPTY CARTONS, TOOLS, CONDUIT AND WIRE SCRAPS AND MISCELLANEOUS SPARE EQUIPMENT AND MATERIALS USED IN THIS DIVISION OF THE WORK DURING CONSTRUCTION. COMPONENTS SHALL BE FREE OF DUST, DIRT AND FOREIGN MATTER AND LEFT AS NEW BEFORE ANY ACCEPTANCE OF WORK.
9.	THE SYMBOLS AND ABBREVIATIONS SHOWN ON THIS SHEET MAY OR MAY NOT BE USED IN THIS SET OF DRAWINGS.
10.	PERFORM WORK TO COMPLY WITH THE STANDARD PRACTICES FOR GOOD WORKMANSHIP PUBLISHED BY NATIONAL ELECTRICAL CONTRACTORS ASSOCIATION (NECA), COMPLY WITH THE LATEST ENFORCED EDITION OF THE NATIONAL ELECTRICAL CODE (NEC), LOCAL CODES, AMENDMENTS, AND ORDINANCES.
11.	FIELD COORDINATE FINAL MECHANICAL AND EQUIPMENT LOCATIONS ALONG WITH CONNECTION REQUIREMENTS AND CONTROL WIRING PRIOR TO ROUGH-IN. ADJUST CORRESPONDING CIRCUIT BREAKER RATINGS AND BRANCH CIRCUITING ACCORDINGLY.
12.	ELECTRICAL WORK SHALL BE PERFORMED UNDER THE SUPERVISION OF A LICENSED MASTER ELECTRICIAN. PROCURE PERMITS AND LICENSES AND PAY FEES ASSOCIATED WITH THIS WORK.
13.	MATERIALS FURNISHED FOR THIS PROJECT SHALL BE NEW, COMMERCIAL GRADE, FREE OF DEFECTS, AND LISTED BY A NATIONALLY RECOGNIZED TESTING LABORATORY UNO.
14.	PROVIDE COMPLETE OPERATION & MAINTENANCE MANUAL INCLUDING APPROVED SUBMITTAL DRAWINGS, WARRANTY INFORMATION FOR PRODUCT SUPPLIED, AND MANUFACTURERS OPERATION AND MAINTENANCE INSTRUCTIONS.
15.	THE CONTRACTOR IS RESPONSIBLE FOR MAKING FINAL WIRING TERMINATIONS TO PRE-INSTALLED RECEPTACLES IN OFFICE FURNITURE. CONTRACTOR IS RESPONSIBLE FOR WIRING AND INSTALLING VOICE/DATA DEVICES IN OFFICE FURNITURE. COORDINATE PLACEMENT OF DEVICES WITH FURNITURE LAY-OUT.
16.	SECURITY SYSTEM TO BE PROVIDED UNDER SEPARATE CONTRACT. IT IS THE RESPONSIBILITY OF THIS CONTRACTOR TO PROVIDE CONDUIT PROVISIONS, BACKBOXES, ROUGH-INS, SLEEVES AND POWER TO HEAD END EQUIPMENT FOR EXACT REQUIREMENTS PRIOR TO START OF WORK.
17.	CONDUIT AND WIRE SHALL NOT BE INSTALLED BELOW FLOOR SLAB UNLESS INDICATED ON PLAN BY DASHED CONDUIT.
18.	TV OUTLETS, VOLUME CONTROLS, TELEPHONE OUTLETS, DATA OUTLETS, AND FIRE ALARM DEVICES SHALL CONSIST OF A BACK BOX WITH CONDUIT STUBBED ABOVE THE NEAREST ACCESSIBLE CEILING. WIRING SHALL BE PROVIDED AND INSTALLED BY OTHERS VERIFY SIZE OF BACK BOX REQUIRED WITH DEVICE TO BE INSTALLED. LOCATE BACK BOXES 6" FROM ADJACENT POWER RECEPTACLE INTENDED FOR COMPUTER USE.
19.	FURNISH AND INSTALL CONDUIT FROM BACK BOXES FOR THE FOLLOWING DEVICES INTO THE ACCESSIBLE CEILING SPACE IN THE CORRIDOR, UNLESS NOTED OTHERWISE: 1/2" TV OUTLETS 1/2" VOLUME CONTROLS 1/2" DOOR SECURITY DEVICES (CARD READERS, AVOID STRIKES ETC.) 3/4" TELEPHONE OUTLETS 3/4" INFORMATION OUTLETS 3/4" FIRE ALARM DEVICES
20.	CONTRACTOR SHALL KEEP A SET OF CLEAR AND CONCISE AS-BUILTS DRAWINGS ON THE JOBSITE AT ALL TIMES AND DELIVER A SET OF UP TO DATE AS-BUILTS TO THE ENGINEER & OWNER AT THE COMPLETION OF THE PROJECT.
21.	ANY FIELD MODIFICATION(S) DEVIATING FROM DESIGN DOCUMENTS REQUIRING REVIEW BY THE ENGINEER SHALL BE DONE SO PRIOR TO PERFORMING THE WORK WITH A FORMAL RFI. FAILURE TO DO SO WILL INCUR AN ADDITIONAL FEE TO BE PAID BY THE CONTRACTOR TO THE ENGINEER FOR THE TIME REQUIRED TO EVALUATE FIELD MODIFICATION(S).
22.	CONTRACTOR TO PROVIDE SUBMITTALS FOR ALL EQUIPMENT TO ENGINEER PRIOR TO PROCUREMENT, PURCHASING OR INSTALLATION FOR REVIEW. REVIEWED SUBMITTALS SHALL BE RETAINED AND PROVIDED TO LOCAL AHJ TO SHOW COMPLIANCE WITH DESIGN DOCUMENTS.
23.	THESE DOCUMENTS ARE PREPARED IN PART WITH AS-BUILT DRAWINGS, NON-INVASIVE FIELD SURVEYS AND INFORMATION PROVIDED BY OTHERS. IT IS THE CONTRACTORS RESPONSIBILITY TO FIELD VERIFY ALL EXISTING CONDITIONS FOR ANY DEVIATIONS THAT WOULD IMPACT THE INTENDED DESIGN PRIOR TO BID AND INSTALLATION. FAILURE TO DO SO SHALL RESULT IN THE CONTRACTOR CORRECTING THE INSTALLATION AT NO ADDITIONAL COST TO OTHERS.
24.	CONTRACTOR SHALL SECURE AND PAY FOR ALL PERMITS, FEES, INSPECTION & TESTS.
25.	CONTRACTOR SHALL COMBINE WIRES IN ONE CONDUIT FOR CONVENIENCE, PROVIDE ALL THE REQUIREMENTS SET FORTH BY THE N.E.C. ARE OBSERVED.
26.	GENERAL CONTRACTOR AND ALL SUB CONTRACTORS OR INSTALLERS SHALL REVIEW BOTH ARCHITECTURAL AND ALL MEP DRAWINGS AND SCHEDULES PRIOR TO BID, PROCUREMENT OR COMMENCING ANY WORK. ANY DISCREPANCIES BETWEEN THE DRAWING FOR FIXTURE TYPE, FINISH, QUALITY, SIZE, LOCATION, TYPE OF INSTALLATION, ACCESSORIES, ETC. SHALL BE IMMEDIATELY BROUGHT TO THE ATTENTION OF THE ARCHITECT IN WRITING. WITHOUT FORMAL AUTHORIZATION, THE ARCHITECT AND OWNER RESERVE THE RIGHT TO REQUIRE THE MORE RESTRICTIVE SPECIFICATION.
27.	THESE CONSTRUCTION DOCUMENTS ARE CREATED UTILIZING SPECIFIC BASIS OF DESIGN EQUIPMENT. CONTRACTOR SHALL NOT DEVIATE FROM THE EQUIPMENT EXCEPT WHERE THE ENGINEER HAS ACCEPTED EQUAL ALTERNATE EQUIPMENT THROUGH A FORMAL SUBMITTAL. CONTRACTOR TO COORDINATE INCLUDING ELECTRICAL SERVICE LOCATION, AVAILABLE CAPACITY, VOLTAGE, SHORT CIRCUIT CURRENT, ETC.) WITH UTILITY PRIOR TO PROCUREMENT AND PURCHASING OF ELECTRICAL EQUIPMENT.
28.	CONTRACTOR SHALL PROVIDE SHOP DRAWINGS PRIOR TO PROCURING OR INSTALLING EQUIPMENT AND SYSTEMS INDICATED ON CONTRACT DOCUMENTS. SUBMIT IN STRICT ACCORDANCE WITH THE SPECIFICATIONS. PRIOR TO SUBMITTAL, CONTRACTOR SHALL VERIFY ALL EXISTING CLEARANCES AND INSTALLATION TOLERANCES ARE ADEQUATE FOR THE SUBMITTED EQUIPMENT. PROVIDE ALL COMPONENTS FOR A FULLY FUNCTIONING SYSTEM FOR REVIEW BY ENGINEER.
29.	ALL EQUIPMENT TO BE INSTALLED AT BASE FLOOD ELEVATION (BFE) PLUS ONE (1) FOOT OR AS LEGALLY DESIGNATED AND ADOPTED BY THE COMMUNITY OR AHJ. COMPLY WITH FBC-R322 1.6.

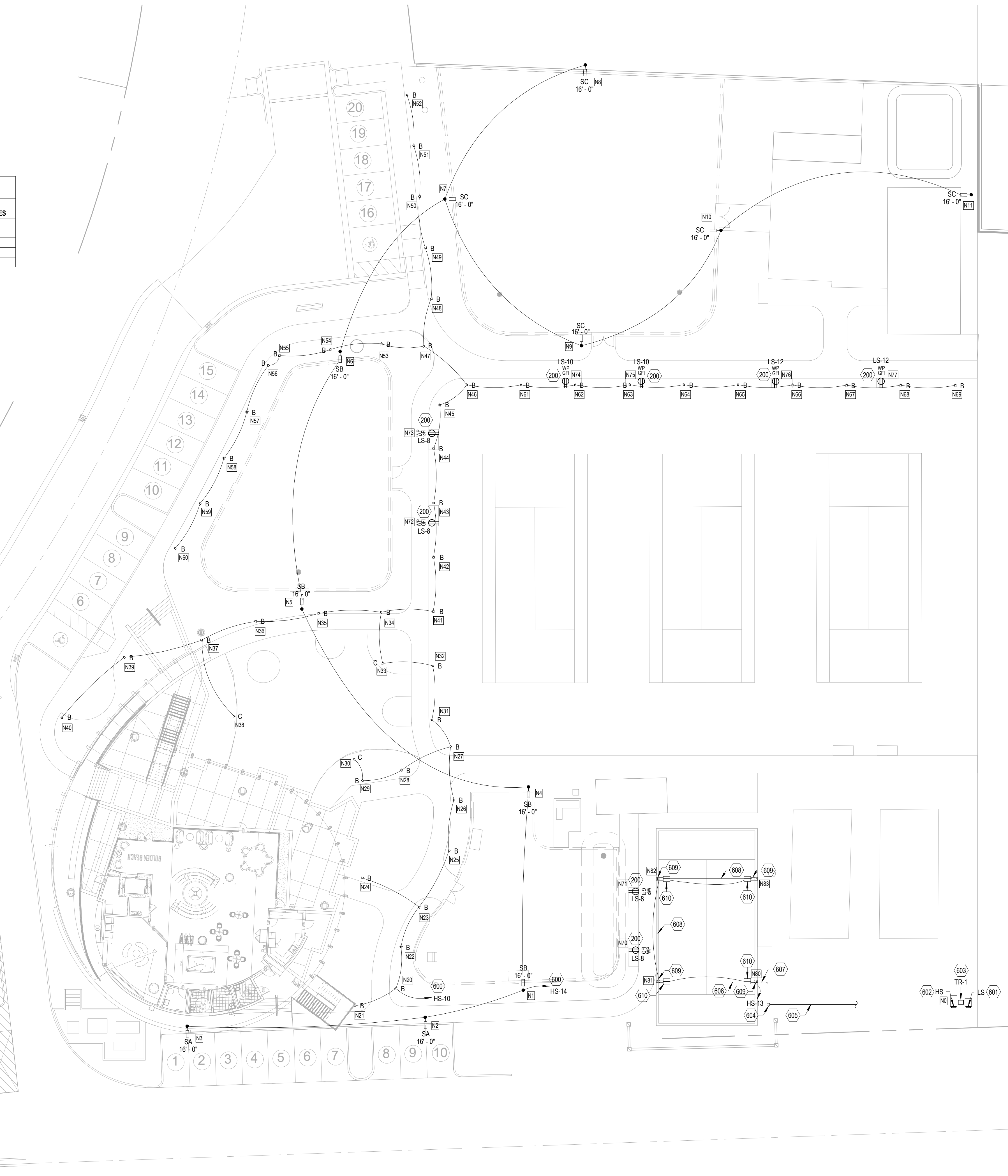
LIGHTING GENERAL NOTES	
1.	ALL RECESSED LIGHTING

**SITE LIGHTING NODE ID KEY**

**N##** = NODE NUMBER  
(REFER TO VOLTAGE DROP CALCULATION ON SHEET E601)

**LIGHTING FIXTURE SCHEDULE**

TYPE	CONSTRUCTION	PRODUCT	LIGHT SOURCE	ELECTRICAL	NOTES	
	DESCRIPTION	MFR	MODEL	LUMENS DOWN	VOLT INPUT WATTS	
B	BOLLARD	SELUX	NT-3.5-LG4500-40-BLK-277	405 lm	277 V 10 W	--
C	LINE COLUMN	SELUX	LRC-16-AW-S06-40-XX-UNV	1992 lm	277 V 24 W	--
SA	AREA LIGHT, TYPE III	LITHONIA	RSX1 LED P1 40K R3	7096 lm	277 V 51 W	--
SB	AREA LIGHT, TYPE III	LITHONIA	RSX1 LED P1 40K R3	7096 lm	277 V 51 W	--
SC	AREA LIGHT, TYPE III	LITHONIA	RSX1 LED P1 40K R3 HS	4980 lm	277 V 51 W	--



**SITE PLAN SHEET NOTES**

- A POWER CONDUITS ROUTING AS SHOWN ON THIS SHEET ARE DIAGRAMATIC AND DO NOT INTEND TO SHOW THE ACTUAL ROUTING CONDITIONS. THE CONTRACTOR SHALL PROVIDE SHOP DRAWINGS SHOWING ACTUAL ROUTING CONDITIONS PER FIELD CONDITIONS. SIZE PULL BOXES AS REQUIRED PER APPLICABLE CODES.
- B PRIOR TO COMMENCEMENT OF WORK, CONTACT ALL OTHER SITE CONTRACTORS TO COORDINATE UNDERGROUND UTILITIES. REFER TO AND COORDINATE WITH CIVIL ENGINEERING DRAWINGS FOR FULL EXTENT OF EXISTING AND NEW UTILITIES AND EASEMENTS.
- C THE DURATION OF ALL OPEN TRENCHING SHALL BE MINIMIZED AND SUBSTANTIAL PERSONNEL SAFETY BARRICADES, FLASHERS, AND CONSTRUCTION BARRIES TO PREVENT UNAUTHORIZED ACCESS TO DISTURBED OR NEW AREA SHALL BE A REQUISITE AND REQUIRED.
- D PROVIDE PULL STRING IN ALL EMPTY CONDUITS.
- E UNDERGROUND DUCT LINES SHALL BE RUN IN PVC CONDUIT SCHEDULE 40 CONFORMING TO NEMA TC-2 AND ANSI/UL 651.
- F ALL LIGHTING AND POWER CONDUCTORS SHALL BE INSTALLED BETWEEN 24" (MINIMUM) AND 36" (MAXIMUM) BELOW FINISHED GRADE.
- G ALL COMMUNICATIONS CONDUIT AND CABLES SHALL BE INSTALLED 36" (MINIMUM) BELOW FINISHED GRADE.
- H ALL CONDUCTORS FOR EXTERIOR LIGHTING AND POWER CIRCUITS SHALL BE #10 AWG MINIMUM.

**KEYNOTES**

- 200 PROVIDE 120V WP GFI DUPLEX RECEPTACLE AT OUTDOOR BENCH COORDINATE FINAL LOCATION WITH ARCHITECT PRIOR TO ROUGH-IN.
- 600 REFER TO SHEET E801 FOR WIRE AND CONDUIT SIZE FOR SITE LIGHTING BRANCH CIRCUITS.
- 601 EXISTING PANELBOARD TO REMAIN. REFER TO POWER RISER DIAGRAM AND PANEL SCHEDULES ON SHEET E601 FOR FURTHER INFORMATION.
- 602 EXISTING PANELBOARD AFFECTED BY NEW WORK. REFER TO POWER RISER DIAGRAM AND PANEL SCHEDULES ON SHEET E601 FOR FURTHER INFORMATION.
- 603 EXISTING TRANSFORMER TO REMAIN. REFER TO POWER RISER DIAGRAM AND PANEL SCHEDULES ON SHEET E601 FOR FURTHER INFORMATION.
- 604 PROVIDE PULL BOX. CAST THE WORDS 'ELECTRICAL' IN THE TOP FACE OF ELECTRICAL PULL BOX COVER.
- 605 PROVIDE (1) 2" CONDUIT PVC UNDERGROUND FROM ELECTRICAL PANELBOARD LS TO PADEL COURTS PULL BOX FOR PADEL COURTS LIGHTING AS SHOWN IN PLAN. REFER TO PANEL SCHEDULES ON SHEET E601 FOR FURTHER INFORMATION.
- 607 PROVIDE (1) 2" CONDUIT PVC UNDERGROUND FROM PADEL COURT PULL BOX TO PADEL COURT LIGHTING POLE. COORDINATE FINAL LOCATION WITH PADEL COURT PROVIDER.
- 608 PROVIDE (1) 2" CONDUIT PVC UNDERGROUND BETWEEN PADEL COURT POLES AS SHOWN IN PLAN COORDINATE FINAL LOCATION WITH PADEL COURT PROVIDER.
- 609 PADEL COURT LIGHTING POLE PROVIDED BY OTHERS.
- 610 PADEL COURT LIGHT FIXTURE PROVIDED BY OTHERS.

**PERMIT SET**

REVISION:

**GOLDEN BEACH CITY HALL SITE**  
1 GOLDEN BEACH DRIVE

SEAL:

**ELECTRICAL SITE PLAN**

DATE: 2026/04/24  
SCALE: AS INDICATED  
DRAWN BY: JVS  
CHECKED BY: MR / DFH  
APPROVED BY: SJH  
PROJECT No: 226021  
SHEET No:

**E300**

THESE DRAWINGS ARE THE PROPERTY OF FORMICA & ASSOCIATES, INC. AND ARE NOT TO BE REPRODUCED, COPIED, OR TRANSMITTED IN ANY FORM OR BY ANY MEANS, ELECTRONIC OR MECHANICAL, INCLUDING PHOTOCOPYING, RECORDING, OR BY ANY INFORMATION STORAGE AND RETRIEVAL SYSTEM, WITHOUT THE WRITTEN PERMISSION OF FORMICA & ASSOCIATES, INC. THE USER OF THESE DRAWINGS SHALL BE RESPONSIBLE FOR OBTAINING ALL NECESSARY PERMITS AND FOR THE ACCURACY OF THE INFORMATION PROVIDED BY OTHERS. FORMICA & ASSOCIATES, INC. SHALL NOT BE RESPONSIBLE FOR ANY ERRORS OR OMISSIONS IN THESE DRAWINGS.



**SITE LIGHTING SHEET NOTES**

- A THE SITE LIGHTING SHOWN HAS BEEN DESIGNED WITH A COMPUTERIZED POINT BY POINT PHOTOMETRIC LAYOUT.
- B SITE LIGHTING SHALL BE INSTALLED AS SPECIFIED ON THIS DRAWING. NO FIXTURE SUBSTITUTION WILL BE ACCEPTED BY THIS OFFICE. THIS WILL BE ENABLE LIGHTING CERTIFICATION LETTER TO BE DONE BY OUR OFFICE.
- C IF ANY SITE LIGHTING SUBSTITUTION IS MADE, CERTIFICATION LETTER & TEST FOR LIGHTING SHALL BE SIGNED & SEALED BY AN INDEPENDENT PROFESSIONAL ENGINEER.
- D THE POLE MANUFACTURER SHALL SUPPLY ANY REQ'D CERTIFICATION FOR THE RECOMMENDED INSTALLATION TO COMPLY WITH FLORIDA BUILDING CODE REQUIREMENTS. PROVIDE WIND LOAD CALCULATIONS FOR 170MPH, SIGNED AND SEALED BY A FLORIDA ENGINEER.
- E SOIL SHALL BE TESTED AND IF REQUIRED A CONCRETE FOOTING SHALL BE DONE FOR THE POLE.



FORMICA & ASSOCIATES  
Consulting Engineers  
www.formicaengineering.com  
License No. CA 8818

PERMIT SET

REVISION:

GOLDEN BEACH CITY HALL SITE

1 GOLDEN BEACH DRIVE

SEAL:

PHOTOMETRIC SITE PLAN

DATE: 2026/04/24

SCALE: AS INDICATED

DRAWN BY: JVS

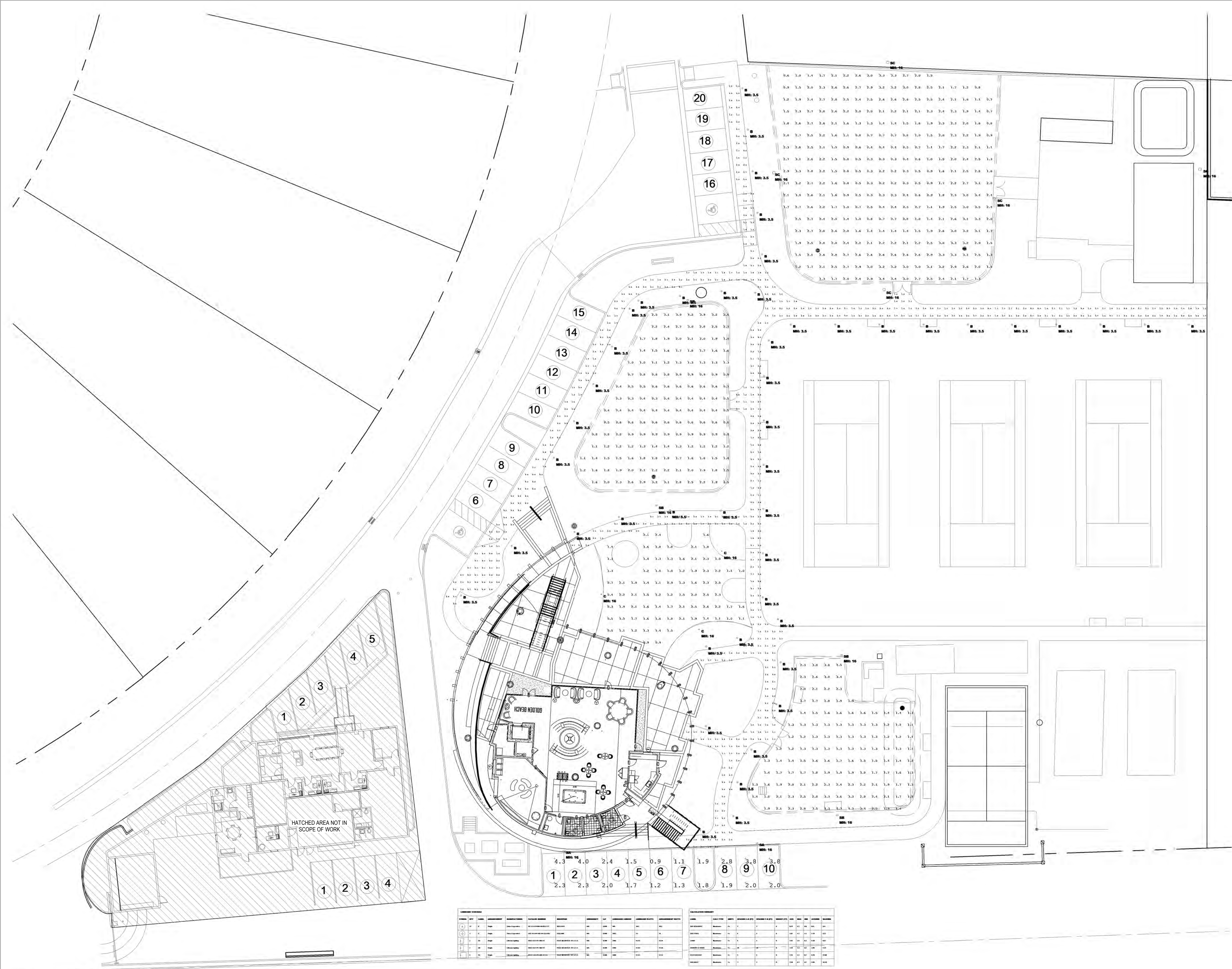
CHECKED BY: MR / DFH

APPROVED BY: SJH

PROJECT No: 226021

SHEET No:

E401



NO.	DATE	DESCRIPTION	BY	CHECKED	APPROVED
1	2026/04/24	ISSUED FOR PERMIT	JVS	MR/DFH	SJH
2	2026/04/24	REVISED FOR COMMENTS	JVS	MR/DFH	SJH
3	2026/04/24	REVISED FOR COMMENTS	JVS	MR/DFH	SJH
4	2026/04/24	REVISED FOR COMMENTS	JVS	MR/DFH	SJH

**1 PHOTOMETRIC SITE PLAN**  
1" = 20'-0"

HATCHED AREA NOT IN SCOPE OF WORK

**Branch Panel: HS**

Location: OUTDOOR  
Supply From: UTILITY  
Mounting: SURFACE  
Enclosure: NEMA 1

Volts: 480Y/277  
Phases: 3  
Wires: 4  
Ground Bus: Yes

A.I.C. Rating: EXISTING  
Mains Type: MAIN CB  
Mains Rating: 100.0 A  
Bus Rating: 125 AMPS  
GFP: No

**Notes:**  
EXISTING PANELBOARD  
[1] EXISTING LOAD TO REMAIN  
[2] NEW BRANCH CIRCUIT BREAKER TO MATCH EXISTING PANELBOARD MANUFACTURER AND AIC RATING.  
[3] UNKNOWN EXISTING LOAD. E.C. TO FIELD VERIFY.  
[4] LIGHTING CIRCUIT CONTROLLED BY EXISTING ASTRONOMICAL TIME CLOCK. E.C. TO FIELD VERIFY.

CCT	Count	Circuit Description	Load Type	Rating	Poles	A	B	C	A	B	C	Poles	Rating	Load Type	Circuit Description	Count	CCT
1	1	BASKETBALL COURT LTS [1]	L	20 A	1	2620...			8920...								2
3	1	TENNIS COURT LTS [1]	L	25 A	1	4484...			6560...			3	50 A	R; PN	PANEL 'LS' VIA 'TR-1'	1	4
5	1	TENNIS COURT LTS [1]	L	20 A	1		3220...		4860...								6
7	1	TENNIS COURT LTS [1]	L	25 A	1	4484...			2000...			1	20 A	L	UNKNOWN LOAD [3]	1	8
9	1	PICKLE BALL COURT LTS [1]	L	20 A	1		3220...		561 VA								10
11	1	T- UNKNOWN LOAD [3]	L	20 A	1		2000...		2000...			1	20 A	L	B- UNKNOWN LOAD [3]	1	12
13	8	PADEL COURT LTS [2] [4]	L	20 A	1	1600...			565 VA			1	20 A	L	POLE LIGHTS [2] [4]	11	14
15	--	SPACE	--	--	1	--	--	--	--	--	--	1	--	--	SPACE	--	16
17	--	SPACE	--	--	1	--	--	--	--	--	--	1	--	--	SPACE	--	18
<b>Total Load:</b>						20189 VA	14825 VA	12080 VA									
<b>Total Amps:</b>						74.4 A	55.0 A	43.6 A									
<b>Load Classification</b>			<b>Connected Load</b>	<b>Demand Factor</b>	<b>Estimated Demand</b>	<b>Panel Totals</b>											
L		26754 VA	125.00%	33442 VA	<b>Total Conn. Load:</b> 47094 VA												
R		6340 VA	100.00%	6340 VA	<b>Total Est. Demand:</b> 53782 VA												
PN		14000 VA	100.00%	14000 VA	<b>Total Conn.:</b> 56.6 A												
					<b>Total Est. Demand:</b> 64.7 A												

**Notes:**  
Motor = LARGEST MOTOR  
MN = MOTOR (NON-SEASONAL)  
L = LIGHTING (CONTINUOUS)  
R = RECEPTACLE  
C = CONTINUOUS  
PN = POWER NON-SEASONAL (NON-CONTINUOUS)  
VT = VERTICAL TRANSPORTATION

**Branch Panel: LS**

Location: OUTDOOR  
Supply From: HS VIA TR-1  
Mounting: SURFACE  
Enclosure: NEMA 1

Volts: 208Y/120  
Phases: 3  
Wires: 4  
Ground Bus: Yes

A.I.C. Rating: 22,000 AMPS SYMMETRICAL  
Mains Type: MAIN CB  
Mains Rating: 80.0 A  
Bus Rating: 100 AMPS  
GFP: No

**Notes:**  
EXISTING PANELBOARD  
[2] NEW BRANCH CIRCUIT BREAKER TO MATCH EXISTING PANELBOARD MANUFACTURER AND AIC RATING.  
[3] UNKNOWN EXISTING LOAD. E.C. TO FIELD VERIFY.

CCT	Count	Circuit Description	Load Type	Rating	Poles	A	B	C	A	B	C	Poles	Rating	Load Type	Circuit Description	Count	CCT
1	1	UNKNOWN LOAD [3]	PN	20 A	2	3500...								--	SPACE		2
3	1	UNKNOWN LOAD [3]	PN	20 A	2	3500...			500 VA			1	20 A	R	UNKNOWN LOAD [3]	1	4
5	1	UNKNOWN LOAD [3]	PN	20 A	2	3500...			500 VA			1	20 A	R	UNKNOWN LOAD [3]	1	6
7	1	UNKNOWN LOAD [3]	PN	20 A	2	3500...			720 VA			1	20 A	R	BENCH RECEPPTS [2]	4	8
9	1	UNKNOWN LOAD [3]	R	20 A	1	1200...			360 VA			1	20 A	R	BENCH RECEPPTS [2]	2	10
11	--	SPACE	--	--	1	--	--	--	360 VA			1	20 A	R	BENCH RECEPPTS [2]	2	12
13	1	UNKNOWN LOAD [3]	R	20 A	1	1200...						1	--	--	SPACE	--	14
15	1	UNKNOWN LOAD [3]	R	20 A	1	1000...						1	--	--	SPACE	--	16
17	1	UNKNOWN LOAD [3]	R	20 A	1				500 VA			1	--	--	SPACE	--	18
<b>Total Load:</b>						8920 VA	6560 VA	4860 VA									
<b>Total Amps:</b>						76.5 A	56.8 A	40.5 A									
<b>Load Classification</b>			<b>Connected Load</b>	<b>Demand Factor</b>	<b>Estimated Demand</b>	<b>Panel Totals</b>											
R		6340 VA	100.00%	6340 VA	<b>Total Conn. Load:</b> 20340 VA												
PN		14000 VA	100.00%	14000 VA	<b>Total Est. Demand:</b> 20340 VA												
					<b>Total Conn.:</b> 56.5 A												
					<b>Total Est. Demand:</b> 56.5 A												

**Notes:**  
Motor = LARGEST MOTOR  
MN = MOTOR (NON-SEASONAL)  
L = LIGHTING (CONTINUOUS)  
R = RECEPTACLE  
C = CONTINUOUS  
PN = POWER NON-SEASONAL (NON-CONTINUOUS)  
VT = VERTICAL TRANSPORTATION

VOLTAGE = 277  
PHASE = 1  
POWER FACTOR (%) = 90  
WIRE TYPE (C / A) : C  
CONDUIT TYPE (S / NM) : NM

**VOLTAGE DROP (BUSSMANN METHOD) - TAPERED CALCULATION**  
CIRCUIT HS-14

NAME	AMPS OR VA * (AMPS) (VA)	WIRE SIZE	# COND. PER PHASE	CONDUIT T SIZE	LENGTH (FEET)	TABLE FACTOR	VD	%VD This Branch	Voltage at "Node" or "Load"	% VD at "Node" or "Load"
N0 - N1	565	10	1	2"	159	2203	0.71	0.26	276.29	0.26
N1 - N2	103	10	1	2"	39	2203	0.03	0.01	276.25	0.27
N2 - N3	51	10	1	2"	89	2203	0.04	0.01	276.22	0.28
N1 - N4	411	10	1	2"	76	2203	0.25	0.09	276.04	0.35
N4 - N5	359	10	1	2"	108	2203	0.31	0.11	275.73	0.46
N5 - N6	308	10	1	2"	97	2203	0.24	0.09	275.49	0.54
N6 - N7	257	10	1	2"	68	2203	0.14	0.05	275.35	0.59
N7 - N8	51	10	1	2"	73	2203	0.03	0.01	275.32	0.61
N7 - N9	154	10	1	2"	76	2203	0.09	0.03	275.23	0.64
N9 - N10	103	10	1	2"	69	2203	0.06	0.02	275.17	0.66
N10 - N11	51	10	1	2"	95	2203	0.04	0.01	275.13	0.67
End of Circuit					Length ->	949	Voltage ->	275.13	0.67	<- Total VD (%)

VOLTAGE = 277  
PHASE = 1  
POWER FACTOR (%) = 90  
WIRE TYPE (C / A) : C  
CONDUIT TYPE (S / NM) : NM

**VOLTAGE DROP (BUSSMANN METHOD) - TAPERED CALCULATION**  
CIRCUIT HS-10

NAME	AMPS OR VA * (AMPS) (VA)	WIRE SIZE	# COND. PER PHASE	CONDUIT T SIZE	LENGTH (FEET)	TABLE FACTOR	VD	%VD This Branch	Voltage at "Node" or "Load"	% VD at "Node" or "Load"
N0 - N20	561	10	1	2"	204	2203	0.910	0.328	276.09	0.33
N20 - N21	10	10	1	2"	17	2203	0.001	0.001	276.09	0.33
N20 - N22	540	10	1	2"	16	2203	0.069	0.025	276.02	0.35
N22 - N23	530	10	1	2"	16	2203	0.067	0.024	275.95	0.38
N23 - N24	10	10	1	2"	25	2203	0.002	0.001	275.95	0.38
N23 - N25	509	10	1	2"	24	2203	0.097	0.035	275.86	0.41
N25 - N26	498	10	1	2"	20	2203	0.079	0.029	275.78	0.44
N26 - N27	488	10	1	2"	20	2203	0.078	0.028	275.70	0.47
N27 - N28	45	10	1	2"	21	2203	0.007	0.003	275.69	0.47
N28 - N29	34	10	1	2"	15	2203	0.004	0.001	275.69	0.47
N29 - N30	24	10	1	2"	10	2203	0.002	0.001	275.69	0.47
N27 - N31	433	10	1	2"	12	2203	0.041	0.015	275.66	0.48
N31 - N32	422	10	1	2"	20	2203	0.067	0.024	275.59	0.51
N32 - N33	412	10	1	2"	18	2203	0.059	0.021	275.53	0.53
N33 - N34	388	10	1	2"	19	2203	0.059	0.021	275.47	0.55
N34 - N35	76	10	1	2"	23	2203	0.014	0.005	275.46	0.56
N35 - N36	66	10	1	2"	24	2203	0.013	0.005	275.45	0.56
N36 - N37	55	10	1	2"	22	2203	0.010	0.003	275.44	0.56
N37 - N38	24	10	1	2"	32	2203	0.006	0.002	275.43	0.57
N37 - N39	21	10	1	2"	29	2203	0.005	0.002	275.43	0.57
N39 - N40	10	10	1	2"	33	2203	0.003	0.001	275.43	0.57
N34 - N41	302	10	1	2"	19	2203	0.046	0.016	275.43	0.57
N41 - N42	291	10	1	2"	21	2203	0.049	0.018	275.38	0.58
N42 - N43	281	10	1	2"	20	2203	0.045	0.016	275.34	0.60
N43 - N44	270	10	1	2"	21	2203	0.045	0.016	275.29	0.62
N44 - N45	260	10	1	2"	16	2203	0.033	0.012	275.26	0.63
N45 - N46	250	10	1	2"	12	2203	0.024	0.009	275.23	0.64
N46 - N47	146	10	1	2"	22	2203	0.025	0.009	275.21	0.65
N47 - N48	52	10	1	2"	19	2203	0.008	0.003	275.20	0.65
N48 - N49	42	10	1	2"	19	2203	0.006	0.002	275.19	0.65
N49 - N50	31	10	1	2"	19	2203	0.005	0.002	275.19	0.65
N50 - N51	21	10	1	2"	19	2203	0.003	0.001	275.19	0.66
N51 - N52	10	10	1	2"	19	2203	0.002	0.001	275.18	0.66
N47 - N53	83	10	1	2"	16	2203	0.011	0.004	275.20	0.65
N53 - N54	73	10	1	2"	19	2203	0.011	0.004	275.19	0.65
N54 - N55	62	10	1	2"	19	2203	0.009	0.003	275.18	0.66
N55 - N56	52	10	1	2"	6	2203	0.002	0.001	275.17	0.66
N56 - N57	42	10	1	2"	19	2203	0.006	0.002	275.17	0.66
N57 - N58	31	10	1	2"	19	2203	0.005	0.002	275.16	0.66
N58 - N59	21	10	1	2"	19	2203	0.003	0.001	275.16	0.66
N59 - N60	10	10	1	2"	19	2203	0.002	0.001	275.16	0.66
N46 - N61	94	10	1	2"	20	2203	0.015	0.005	275.22	0.64
N61 - N62	83	10	1	2"	20	2203	0.013	0.005	275.20	0.65
N62 - N63	73	10	1	2"	20	2203	0.012	0.004	275.19	0.65
N63 - N64	62	10	1	2"	20	2203	0.010	0.004	275.18	0.66
N64 - N65	52	10	1	2"	20	2203	0.008	0.003	275.18	0.66
N65 - N66	42	10	1	2"	20	2203	0.007	0.002	275.17	0.66
N66 - N67	31	10	1	2"	20	2203	0.005	0.002	275.16	0.66
N67 - N68	21	10	1	2"	20	2203	0.003	0.001	275.16	0.66
N68 - N69	10	10	1	2"	20	2203	0.002	0.001	275.16	0.66
End of Circuit					Length ->	1162	Voltage ->	275.16	0.66	<- Total VD (%)

VOLTAGE = 277  
PHASE = 1  
POWER FACTOR (%) = 90  
WIRE TYPE (C / A) : C  
CONDUIT TYPE (S / NM) : NM

**VOLTAGE DROP (BUSSMANN METHOD) - TAPERED CALCULATION**  
CIRCUIT HS-13

NAME	AMPS OR VA * (AMPS) (VA)	WIRE SIZE	# COND. PER PHASE	CONDUIT T SIZE	LENGTH (FEET)	TABLE FACTOR	VD	%VD This Branch	Voltage at "Node" or "Load"	% VD at "Node" or "Load"
N0 - N80	1600	10	1	2"	82	2203	1.04	0.38	275.96	0.38
N80 - N81	1200	10	1	2"	32	2203	0.31	0.11	275.65	0.49
N81 - N82	800	10	1	2"	38	2203	0.24	0.09	275.41	0.57




Date: \_\_\_\_\_ Customer: \_\_\_\_\_

Project: \_\_\_\_\_

Type: **B** Qty: \_\_\_\_\_

### Notch Bollard LED



**Order Code:** MT 3.5 LG 4500 40 \*\* UNV

Series	NT Notch Bollard LED			
Height	1.5 ft. (consult factory)	2 ft. (consult factory)	2.5 ft. (consult factory)	3 ft. (consult factory)
Light Engine	LG4500 10W/450lm	LG4700 14W/620lm		
CCT	30 5000K	35 3500K	40 4000K	
Finish	WH White	BK Black	BL Semi-Matte Black	BZ Bronze SV Silver SP Specify Premium Color
Voltage	120 <sup>1</sup> 120V	208 208V	240 <sup>2</sup> 240V	277 <sup>3</sup> 277V 347 <sup>3</sup> 347V 480 <sup>3</sup> 480V
Options	DM Dimming (0-10V)	HLXX <sup>3</sup> Hi-Low Switching	PC Photocell (consult factory)	REC <sup>3</sup> GFCI Receptacle with weatherproof cover

**Options:** REC<sup>3</sup> GFCI Receptacle with weatherproof cover; REC2<sup>3</sup> GFCI Receptacle with weatherproof cover; REC3<sup>3</sup> GFCI Receptacle with weatherproof cover; REC4<sup>3</sup> USB & Duplex Receptacle with weatherproof cover; DM<sup>4</sup> Dimming (0-10V); HLXX<sup>3</sup> Hi-Low Switching; PC Photocell (consult factory); REC<sup>3</sup> GFCI Receptacle with weatherproof cover; REC2<sup>3</sup> GFCI Receptacle with weatherproof cover; REC3<sup>3</sup> GFCI Receptacle with weatherproof cover; REC4<sup>3</sup> USB & Duplex Receptacle with weatherproof cover.

**Product Modifications:** (None listed)

**Approvals:** \_\_\_\_\_

Date: \_\_\_\_\_

**selux**


1 Acuity Way • Decatur, Georgia 30035 • Phone: 1-800-705-SERV (3738) • Lithonia RSX1 Area LED Rev: 08/27/25 Page 1 of 6

Date: \_\_\_\_\_ Customer: \_\_\_\_\_

Project: \_\_\_\_\_

Type: **B** Qty: \_\_\_\_\_

### RSX1 LED Area Luminaire



**Order Code:** MT 3.5 LG 4500 40 \*\* UNV

Series	NT Notch Bollard LED			
Height	1.5 ft. (consult factory)	2 ft. (consult factory)	2.5 ft. (consult factory)	3 ft. (consult factory)
Light Engine	LG4500 10W/450lm	LG4700 14W/620lm		
CCT	30 5000K	35 3500K	40 4000K	
Finish	WH White	BK Black	BL Semi-Matte Black	BZ Bronze SV Silver SP Specify Premium Color
Voltage	120 <sup>1</sup> 120V	208 208V	240 <sup>2</sup> 240V	277 <sup>3</sup> 277V 347 <sup>3</sup> 347V 480 <sup>3</sup> 480V
Options	DM Dimming (0-10V)	HLXX <sup>3</sup> Hi-Low Switching	PC Photocell (consult factory)	REC <sup>3</sup> GFCI Receptacle with weatherproof cover

**Options:** REC<sup>3</sup> GFCI Receptacle with weatherproof cover; REC2<sup>3</sup> GFCI Receptacle with weatherproof cover; REC3<sup>3</sup> GFCI Receptacle with weatherproof cover; REC4<sup>3</sup> USB & Duplex Receptacle with weatherproof cover; DM<sup>4</sup> Dimming (0-10V); HLXX<sup>3</sup> Hi-Low Switching; PC Photocell (consult factory); REC<sup>3</sup> GFCI Receptacle with weatherproof cover; REC2<sup>3</sup> GFCI Receptacle with weatherproof cover; REC3<sup>3</sup> GFCI Receptacle with weatherproof cover; REC4<sup>3</sup> USB & Duplex Receptacle with weatherproof cover.

**Product Modifications:** (None listed)

**Approvals:** \_\_\_\_\_

Date: \_\_\_\_\_

**selux**


1 Acuity Way • Decatur, Georgia 30035 • Phone: 1-800-705-SERV (3738) • Lithonia RSX1 Area LED Rev: 08/27/25 Page 1 of 6

Date: \_\_\_\_\_ Customer: \_\_\_\_\_

Project: \_\_\_\_\_

Type: **B** Qty: \_\_\_\_\_

### RSX1 LED Area Luminaire



**Order Code:** MT 3.5 LG 4500 40 \*\* UNV

Series	NT Notch Bollard LED			
Height	1.5 ft. (consult factory)	2 ft. (consult factory)	2.5 ft. (consult factory)	3 ft. (consult factory)
Light Engine	LG4500 10W/450lm	LG4700 14W/620lm		
CCT	30 5000K	35 3500K	40 4000K	
Finish	WH White	BK Black	BL Semi-Matte Black	BZ Bronze SV Silver SP Specify Premium Color
Voltage	120 <sup>1</sup> 120V	208 208V	240 <sup>2</sup> 240V	277 <sup>3</sup> 277V 347 <sup>3</sup> 347V 480 <sup>3</sup> 480V
Options	DM Dimming (0-10V)	HLXX <sup>3</sup> Hi-Low Switching	PC Photocell (consult factory)	REC <sup>3</sup> GFCI Receptacle with weatherproof cover

**Options:** REC<sup>3</sup> GFCI Receptacle with weatherproof cover; REC2<sup>3</sup> GFCI Receptacle with weatherproof cover; REC3<sup>3</sup> GFCI Receptacle with weatherproof cover; REC4<sup>3</sup> USB & Duplex Receptacle with weatherproof cover; DM<sup>4</sup> Dimming (0-10V); HLXX<sup>3</sup> Hi-Low Switching; PC Photocell (consult factory); REC<sup>3</sup> GFCI Receptacle with weatherproof cover; REC2<sup>3</sup> GFCI Receptacle with weatherproof cover; REC3<sup>3</sup> GFCI Receptacle with weatherproof cover; REC4<sup>3</sup> USB & Duplex Receptacle with weatherproof cover.

**Product Modifications:** (None listed)

**Approvals:** \_\_\_\_\_

Date: \_\_\_\_\_

**selux**


1 Acuity Way • Decatur, Georgia 30035 • Phone: 1-800-705-SERV (3738) • Lithonia RSX1 Area LED Rev: 08/27/25 Page 1 of 6

Date: \_\_\_\_\_ Customer: \_\_\_\_\_

Project: \_\_\_\_\_

Type: **C** Qty: \_\_\_\_\_

### Line Round Column



**Order Code:** LRC 16 AW S06 40 XX UNV

Series	LRC Line Round Column			
Height	10 ft.	12 ft.	14 ft.	16 ft.
Optics	AS Asymmetric	AM Asymmetric Medium	AW Asymmetric Wide	
Light Engine	S03 Single 3 Cell (20W/90lm)	S06 Single 6 Cell (40W/180lm)	S12 Single 12 Cell (80W/360lm)	D03 Double 3 Cell (Integrated 180°)
CCT	22 <sup>1</sup> 2200K	27 <sup>1</sup> 2700K	30 3000K	35 <sup>1</sup> 3500K
Finish	WH White	BK Black	BL Semi-Matte Black	BZ Bronze SV Silver SP Specify Premium Color
Voltage	UNV 120-277V	120 120V	240 240V	277 277V 347 <sup>3</sup> 347V 480 <sup>3</sup> 480V (consult factory)
Options	REC <sup>3</sup> GFCI Receptacle with weatherproof cover	REC2 <sup>3</sup> GFCI Receptacle with weatherproof cover	REC3 <sup>3</sup> GFCI Receptacle with weatherproof cover	REC4 <sup>3</sup> GFCI Receptacle with weatherproof cover

**Options:** REC<sup>3</sup> GFCI Receptacle with weatherproof cover; REC2<sup>3</sup> GFCI Receptacle with weatherproof cover; REC3<sup>3</sup> GFCI Receptacle with weatherproof cover; REC4<sup>3</sup> GFCI Receptacle with weatherproof cover; DM<sup>4</sup> Dimming (0-10V); CF Curved Fixture (consult factory); DBX<sup>4</sup> Decked Box (consult factory); EBXX<sup>4</sup> Extended Box (consult factory).

**Product Modifications:** (None listed)

**Approvals:** \_\_\_\_\_

Date: \_\_\_\_\_

**selux**

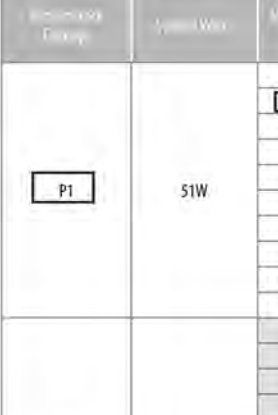
1 Acuity Way • Decatur, Georgia 30035 • Phone: 1-800-705-SERV (3738) • Lithonia RSX1 Area LED Rev: 08/27/25 Page 1 of 6

Date: \_\_\_\_\_ Customer: \_\_\_\_\_

Project: \_\_\_\_\_

Type: **C** Qty: \_\_\_\_\_

### Line Round Column



**Order Code:** LRC 16 AW S06 40 XX UNV

Series	LRC Line Round Column			
Height	10 ft.	12 ft.	14 ft.	16 ft.
Optics	AS Asymmetric	AM Asymmetric Medium	AW Asymmetric Wide	
Light Engine	S03 Single 3 Cell (20W/90lm)	S06 Single 6 Cell (40W/180lm)	S12 Single 12 Cell (80W/360lm)	D03 Double 3 Cell (Integrated 180°)
CCT	22 <sup>1</sup> 2200K	27 <sup>1</sup> 2700K	30 3000K	35 <sup>1</sup> 3500K
Finish	WH White	BK Black	BL Semi-Matte Black	BZ Bronze SV Silver SP Specify Premium Color
Voltage	UNV 120-277V	120 120V	240 240V	277 277V 347 <sup>3</sup> 347V 480 <sup>3</sup> 480V (consult factory)
Options	REC <sup>3</sup> GFCI Receptacle with weatherproof cover	REC2 <sup>3</sup> GFCI Receptacle with weatherproof cover	REC3 <sup>3</sup> GFCI Receptacle with weatherproof cover	REC4 <sup>3</sup> GFCI Receptacle with weatherproof cover

**Options:** REC<sup>3</sup> GFCI Receptacle with weatherproof cover; REC2<sup>3</sup> GFCI Receptacle with weatherproof cover; REC3<sup>3</sup> GFCI Receptacle with weatherproof cover; REC4<sup>3</sup> GFCI Receptacle with weatherproof cover; DM<sup>4</sup> Dimming (0-10V); CF Curved Fixture (consult factory); DBX<sup>4</sup> Decked Box (consult factory); EBXX<sup>4</sup> Extended Box (consult factory).

**Product Modifications:** (None listed)

**Approvals:** \_\_\_\_\_

Date: \_\_\_\_\_

**selux**

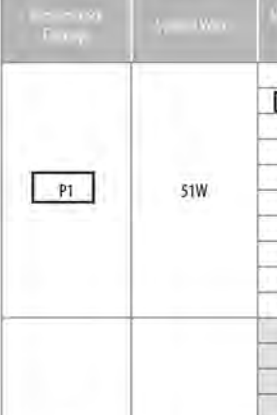
1 Acuity Way • Decatur, Georgia 30035 • Phone: 1-800-705-SERV (3738) • Lithonia RSX1 Area LED Rev: 08/27/25 Page 1 of 6

Date: \_\_\_\_\_ Customer: \_\_\_\_\_

Project: \_\_\_\_\_

Type: **C** Qty: \_\_\_\_\_

### Line Round Column



**Order Code:** LRC 16 AW S06 40 XX UNV

Series	LRC Line Round Column			
Height	10 ft.	12 ft.	14 ft.	16 ft.
Optics	AS Asymmetric	AM Asymmetric Medium	AW Asymmetric Wide	
Light Engine	S03 Single 3 Cell (20W/90lm)	S06 Single 6 Cell (40W/180lm)	S12 Single 12 Cell (80W/360lm)	D03 Double 3 Cell (Integrated 180°)
CCT	22 <sup>1</sup> 2200K	27 <sup>1</sup> 2700K	30 3000K	35 <sup>1</sup> 3500K
Finish	WH White	BK Black	BL Semi-Matte Black	BZ Bronze SV Silver SP Specify Premium Color
Voltage	UNV 120-277V	120 120V	240 240V	277 277V 347 <sup>3</sup> 347V 480 <sup>3</sup> 480V (consult factory)
Options	REC <sup>3</sup> GFCI Receptacle with weatherproof cover	REC2 <sup>3</sup> GFCI Receptacle with weatherproof cover	REC3 <sup>3</sup> GFCI Receptacle with weatherproof cover	REC4 <sup>3</sup> GFCI Receptacle with weatherproof cover

**Options:** REC<sup>3</sup> GFCI Receptacle with weatherproof cover; REC2<sup>3</sup> GFCI Receptacle with weatherproof cover; REC3<sup>3</sup> GFCI Receptacle with weatherproof cover; REC4<sup>3</sup> GFCI Receptacle with weatherproof cover; DM<sup>4</sup> Dimming (0-10V); CF Curved Fixture (consult factory); DBX<sup>4</sup> Decked Box (consult factory); EBXX<sup>4</sup> Extended Box (consult factory).

**Product Modifications:** (None listed)

**Approvals:** \_\_\_\_\_

Date: \_\_\_\_\_

**selux**

1 Acuity Way • Decatur, Georgia 30035 • Phone: 1-800-705-SERV (3738) • Lithonia RSX1 Area LED Rev: 08/27/25 Page 1 of 6

**FORMICA & ASSOCIATES Inc.**  
Consulting Engineers  
www.formicaengineering.com  
License No. CA 8818

TO BE USED IN CONFORMANCE WITH THE PERMITS AND REGULATIONS OF THE LOCAL JURISDICTION. THIS DOCUMENT IS NOT TO BE USED FOR ANY OTHER PURPOSES WITHOUT THE WRITTEN PERMISSION OF FORMICA & ASSOCIATES INC.

**PERMIT SET**

**REVISION:**

**GOLDEN BEACH CITY HALL SITE**  
1 GOLDEN BEACH DRIVE

**SEAL:**

**LIGHTING FIXTURE CUTSHEETS**

DATE: 2026/04/24  
SCALE: AS INDICATED  
DRAWN BY: JVS  
CHECKED BY: MR / DFH  
APPROVED BY: SJH  
PROJECT No: 226021  
SHEET No:

**E801**



**Flex Electric Inc.**  
**1515 Wichita Blvd, SE**  
**Palm Bay, FL 32909**  
**Phone: (954) 868-9893**  
*Email: [flexelectric.fl@gmail.com](mailto:flexelectric.fl@gmail.com)*

**Date: 05/04/2026**

State Certified EC# 13008376

**PROPOSAL SUBMITTED TO: Town Of Golden Beach**

**100 Ocean Boulevard**  
**Golden Beach, FL 33160**  
**E-mail : [AlexanderDiaz@goldenbeach.us](mailto:AlexanderDiaz@goldenbeach.us)**

**Job information:** Town of Golden Beach  
Golden Beach City Hall Site Lighting Proposal  
1 Golden Beach Dr  
Golden Beach, FL 33160

**Scope of Work:**

Flex Electric, Inc. shall provide all labor, equipment, materials, supervision, and coordination necessary to complete the site lighting installation in accordance with the provided scope documents and field conditions.

**Work includes, but is not limited to:**

1. Demolition and removal of existing bollards, posts, and associated wiring
2. Trenching, excavation, and underground conduit installation
3. Installation of electrical feeders, branch circuits, and wiring systems
4. Installation of owner-supplied light poles, fixtures, and bollards
5. Construction of concrete foundations for poles and bollards
6. Installation of area lighting, wall-mounted lighting, and associated devices
7. Installation of GFI outlets, breakers, pull boxes, and underground infrastructure
8. Installation of lighting controls including contactor and time clock
9. Site restoration, backfill, and cleanup
10. As-built documentation and permit coordination

**Exclusions**

1. Light fixtures, poles, and bollards (by others)
2. Concrete cutting and restoration
3. Surveying, engineering design, or civil work beyond electrical scope
4. Rock excavation beyond typical site conditions (if excessive conditions are encountered)

5. Permit fees.

**Clarifications**

1. Pricing is based on normal working hours (Monday–Friday)
2. All work to be performed in accordance with applicable codes and standards
3. Field conditions and layout to be verified prior to installation
4. Any changes to scope will be handled via written change order

Flex Electric proposes to complete this work in accordance with the above conditions for the sum of: ***Two hundred & twenty-five thousand dollars (\$225,000.00)***

Payment Schedule: Progress billing based on work completed. Net 30 terms unless otherwise agreed.

Flex Electric Signed by: \_\_\_\_\_ Date: \_\_\_\_\_

This is your authorization to complete the work as outlined above according to conditions on the front and reverse sides of this proposal.

Acceptance Signed by: \_\_\_\_\_ Date: \_\_\_\_\_

Print name: \_\_\_\_\_

When both parties sign this proposal, this instrument constitutes a legal and binding contract between the parties.

In addition, this proposal or the Scope of Work and Exclusions shall become an attachment to any mutually agreeable subcontract signed.

We thank you for considering Flex Electric, for this job and look forward to the opportunity to working with you on this and other future projects.



# TOWN OF GOLDEN BEACH

100 Ocean Boulevard  
Golden Beach, FL 33160

---

## MEMORANDUM

---

**Date:** May 19, 2026

Item Number:

**To:** Honorable Mayor Glenn Singer &  
Town Council Members

5

**From:** Alexander Diaz,  
Town Manager

**Subject:** **Resolution No. 3075.26 – Awarding the Contract for Procurement and Installation of Playground Equipment at Tweddle Park to Mircale of South Florida, Inc.**

---

### **Recommendation:**

It is recommended that the Town Council adopt the attached Resolution No. 3075.26 as presented.

### **Background:**

At the April 21, 2026 Town Council meeting, Town Council approved Resolution No. 3071.26, directing the Town Manager and Mayor to negotiate a final playground design and contract with Miracle of South Florida, Inc. ("Miracle") for the Reimagined Tweddle Park project.

Following Council direction, the Mayor and Town Manager held several meetings with Miracle to further refine the playground concepts, equipment selections, layout, aesthetics, and pricing associated with the project. In addition, individual Town Council members participated in one-on-one meetings with Miracle representatives to provide additional input and feedback regarding the proposed playground areas.

On May 13, 2026, the Town held a public workshop where Miracle presented its final recommended designs and pricing for both playground areas, including the playground design for children ages two (2) to five (5) and the playground design for children ages five (5) to thirteen (13).

The final proposed design incorporates the feedback received from the Town Council, residents, and staff throughout the workshop and review process and represents the culmination of several months of collaborative planning and refinement associated with the Reimagined Tweddle Park initiative.

Accordingly, staff is recommending that the Town Council approve the final playground designs presented by Miracle and authorize the execution of the final contract for the purchase and installation of the playground equipment and associated improvements.

### **Financial Impact**

A total project amount not to exceed \$720,610.57.

**TOWN OF GOLDEN BEACH, FLORIDA**

**RESOLUTION NO. 3075.26**

**A RESOLUTION OF THE TOWN COUNCIL OF THE TOWN OF GOLDEN BEACH, FLORIDA, AWARDED THE CONTRACT FOR PROCUREMENT AND INSTALLATION OF PLAYGROUND EQUIPMENT AT TWEDDLE PARK TO MIRACLE OF SOUTH FLORIDA, INC. FOR AN AMOUNT NOT TO EXCEED \$720,610.57; PROVIDING FOR IMPLEMENTATION; PROVIDING FOR AUTHORIZATION; AND PROVIDING FOR AN EFFECTIVE DATE.**

**WHEREAS**, Resolution 3071.26 directed the Town Manager and Town Mayor to initiate negotiations with Miracle of South Florida, Inc. (“Miracle”) for the two playground locations for the Reimagined Tweddle Park; and

**WHEREAS**, after several meetings, one-on-one discussions with the Members of the Town Council and a public meeting held on May 13<sup>th</sup>, 2026 a final design for each playground location has been finalized; and

**WHEREAS**, Miracle has provided the attached all-inclusive proposal in an amount no to exceed \$720,610.57; and

**WHEREAS**, the Town Council accepts the final design as presented and approves the contract with Miracle.

**NOW, THEREFORE, BE IT RESOLVED BY THE TOWN COUNCIL OF THE TOWN OF GOLDEN BEACH, FLORIDA, AS FOLLOWS:**

**Section 1. Recitals Adopted.** That each of the above-stated recitals is hereby adopted and confirmed.

**Section 2. Award.** The Town Council hereby awards the contract for the procurement and installation of playground equipment at Tweddle Park to Miracle of South Florida, Inc.

**Section 3. Implementation.** The Town Manager and Town Mayor are hereby authorized to take any and all actions which are necessary to implement this Resolution.

**Section 4. Effective Date.** This Resolution shall be effective immediately upon adoption.

The Motion to adopt the foregoing resolution was offered by \_\_\_\_\_, seconded by \_\_\_\_\_, and on roll call the following vote ensued:

Mayor Glenn Singer	_____
Vice Mayor Jessie Mendal	_____
Councilmember Judy Lusskin	_____
Councilmember Kenneth Bernstein	_____
Councilmember Bernard Einstein	_____

**PASSED AND ADOPTED** by the Town Council of the Town of Golden Beach, Florida, this 19<sup>th</sup> day of May, 2026.

\_\_\_\_\_  
MAYOR GLENN SINGER

ATTEST:

\_\_\_\_\_  
LISSETTE PEREZ  
TOWN CLERK

APPROVED AS TO FORM  
AND LEGAL SUFFICIENCY:

\_\_\_\_\_  
STEPHEN J. HELFMAN  
TOWN ATTORNEY



Miracle Recreation Equip. Co.  
 878 E. US Hwy 60  
 Monett, MO 65708  
 1-888-458-2752

QUOTE: OE26004282  
 CUSTOMER: 3332L06  
 PROJECT: 26003799

**Prepared For:**

Lisette Perez  
 Town of Golden Beach  
 One Golden Beach Drive  
 Golden Beach, FL 33160  
 305-932-0744 (phone)  
 LPerez@goldenbeach.us

**Project Name & Location:**

Town of Golden Beach  
 Playground Equipment  
 And Installation  
 RFP #2026-001  
 Ages 2-5 Area REVISED

**Prepared by:**

MIRACLE OF SOUTH FLORIDA, INC  
 Connie Brown (954) 520-4523

Quote Number: OE26004282  
 Quote Date: 5/14/2026  
 Valid For: 30 Days From Quote Date

**CUSTOM KC AGES 2-5 WITH INTERGRATED SHADE (REVISED)**

Part Number	Description	Qty	Weight	Unit Price	Total
Cust KC	Custom KC 2-5 DWG#26003799	1.00	10,815	118,176.00	118,176.00

**FREESTANDING SWINGS WITH INTERGRATED SHADE**

Part Number	Description	Qty	Weight	Unit Price	Total
2740	SWG PART THERAPEUTIC SWG SEAT W/CHAIN	1.00	135.00	1,680.00	1,680.00
2740H	SWG PART HARNESS (8' TR)	1.00	2.00	345.00	345.00
2760	SWG PART GENERATION SWG SEAT W/CHAIN	2.00	30.00	1,371.00	2,742.00
2990	SWG PART TOT SEAT 360 DEG W/CHAIN (8' TR)	1.00	15.00	246.00	246.00
MR0962AW	AW 5" ARCH SWING SHADE FR (4 SEAT REQ'D)	1.00	2,150.00	17,154.00	17,154.00

**FREESTANDING BABY SWING (6-23 MONTHS)**

Part Number	Description	Qty	Weight	Unit Price	Total
2016	ACCELERATOR BIRDS NEST (6-23M)	1.00	130.00	3,954.00	3,954.00

**FREESTANDING PLAY**

Part Number	Description	Qty	Weight	Unit Price	Total
4501	CONCERTO TALL CHIMES	1.00	130.00	6,498.00	6,498.00
4503	CONCERTO SPIN CABASAS SMALL	1.00	60.00	1,289.00	1,289.00
4504	CONCERTO SPIN CABASAS MEDIUM	1.00	70.00	1,442.00	1,442.00
4505	CONCERTO SPIN CABASAS LARGE	1.00	80.00	1,610.00	1,610.00
4508	CONCERTO 5-CONGAS	1.00	80.00	4,819.00	4,819.00
451	PANEL INSERT POST FS (ONE SIDED)	1.00	35.00	647.00	647.00
494124†	SMALL HOP ROCK	2.00	357.00	529.00	1,058.00
494125†	MEDIUM HOP ROCK	1.00	600.00	781.00	781.00
714715206	MAGICAL MUSIC INSERT	1.00	20.00	2,648.00	2,648.00
MR0882	MC PLAYHOUSE	1.00	855.00	14,343.00	14,343.00
MRTP2026M	AQUATIC TAIL CLIMBER ~	1.00	243.00	7,588.00	7,588.00
MRTP2759†	CANOE CLIMBER ~	1.00	107.00	4,840.00	4,840.00

## SITE FURNISHINGS

Part Number	Description	Qty	Weight	Unit Price	Total
MRPQFT0N	TRASH FLAT TOP LID	1.00	9.00	143.00	143.00
MRPQL00N	TRASH CAN POST ING	1.00	12.00	108.00	108.00
MRPQL10N	TRASH CAN LINER	1.00	7.00	52.00	52.00
MRRV230G	SQUARE TABLE 4 SEAT ING	1.00	370.00	2,167.00	2,167.00
MRRV235G	SQUARE TABLE 3 SEAT ING	1.00	335.00	2,003.00	2,003.00
MRRV300G	RECEPTACLE 32 GAL RECYCLED PORT	1.00	55.00	763.00	763.00
MRRV430G	BENCH W/BACK 6' RECYCLED ING	3.00	150.00	1,440.00	4,320.00

## ADDITIONAL ITEMS

Part Number	DESCRIPTION	Qty	Weight	Unit Price	Total
CURB	8" X 8" CONCRETE CURB	260	0.00	38.00	9,880.00
DRAWINGS	SEALED ENGINEERED DRAWINGS& CALCS	1	0.00	2,400.00	2,400.00
FENCE	TEMPORARY CONSTRUCTION FENCE	1	0.00	3,000.00	3,000.00
PIP	POURED IN PLACE SURFACING PER SQ. FT. W/ROCK BASE	4300	0.00	22.00	94,600.00

### Totals:

Equipment List:	\$192,511.40
Discount Amount:	-\$53,721.47
Equipment Price:	\$148,345.93
Site Furnishings:	\$9,556.00
Products Subtotal:	\$147,696.93
Freight:	\$9,000.00
Installation:	\$52,500.00
SubTotal:	\$209,196.93
Estimated Sales Tax*:	\$0.00
Additional Items Listed Above:	\$109,880.00
<b>Grand Total:</b>	<b>\$ 319,725.93</b>

**Notes: Lead Time 16 weeks. Prices do not include site preparation, grading, fill building permit fees, storage of materials, site security, soil testing, landscape repair/replace, zoning approval, underground line location or repair, fencing, site plan or survey, ADA or sidewalk access, or any materials or services other than listed**

This Quote shall not become a binding contract until signed and delivered by both Customer and Miracle Recreation Equipment Company ("Miracle"). Sales Representative is not authorized to sign this Quote on behalf of Miracle or Customer, and signed Quotes cannot be accepted from Sales Representative. To submit this offer, please sign below and forward a complete signed copy of this Quote directly to "Miracle Sales Administration" via fax (417) 235-3551 or email: orders@miraclerec.com. Upon acceptance, Miracle will return a fully-signed copy of the Quote to Customer (with copy to Sales Representative) via fax or email.

THIS QUOTE IS LIMITED TO AND GOVERNED BY THE TERMS CONTAINED HEREIN. Miracle objects to any other terms proposed by Customer, in writing or otherwise, as material alterations, and all such proposed terms shall be void. Customer authorizes Miracle to ship the Equipment and agrees to pay Miracle the total amount specified. Shipping terms are FOB the place of shipment via common carrier designated by Miracle. Payment terms are Net-30 days from invoice date with approved credit and all charges are due and payable in full at PO Box 734154,

5/14/2026

QUOTE: OE26004282

Page 2 of 4

Dallas, TX 75373-4154, unless notified otherwise by Miracle in writing. Customer agrees to pay all additional service charges for past due invoices. Customer must provide proper tax exemption certificates to Miracle, and shall promptly pay and discharge all otherwise applicable taxes, license fees, levies and other impositions on the Equipment at its own expense. Purchase orders and payments should be made to the order of Miracle Recreation Equipment Company.

**Quote Number: OE26004282      Quote Date: 5/14/2026      Equipment: \$191,862.40 Grand Total: \$319,725.93**

**CUSTOMER HEREBY SUBMITS ITS OFFER TO PURCHASE THE EQUIPMENT ACCORDING TO THE TERMS STATED IN THIS QUOTE AND SUBJECT TO FINAL APPROVAL BY MIRACLE.**



Submitted By	Printed Name and Title	Date
THE FOREGOING QUOTE AND OFFER ARE HEREBY APPROVED AND ACCEPTED BY MIRACLE RECREATION EQUIPMENT		
By:		Date:

**ADDITIONAL TERMS & CONDITIONS OF SALE**

- 1. Use & Maintenance.** Customer agrees to regularly inspect and maintain the Equipment, and to provide, inspect and maintain appropriate safety surfacing under and around the Equipment, in accordance with Miracle's product literature and the most current Consumer Product Safety Commission Handbook for Public Playground Safety.
- 2. Default, Remedies & Delinquency Charges.** Customer's failure to pay any invoice when due, or its failure to otherwise comply with the terms of this Quote, shall constitute a default under all unsatisfied invoices ("Event of Default"). Upon an Event of Default, Miracle shall have all remedies available to it at law or equity, including, without limitation, all remedies afforded a secured creditor under the Uniform Commercial Code. Customer agrees to assist and cooperate with Miracle to accomplish its filing and enforcement of mechanic's or other liens with respect to the Equipment or its location or its repossession of the Equipment, and Customer expressly waives all rights to possess the Equipment after an Event of Default. All remedies are cumulative and not alternative, and no exercise by Miracle of a remedy will prohibit or waive the exercise of any other remedy. Customer shall pay all reasonable attorneys fees plus any costs of collection incurred by Miracle in enforcing its rights hereunder. Subject to any limitations under law, Customer shall pay to Miracle as liquidated damages, and not as a penalty, an amount equal to 1.5% per month of any payment that is delinquent in such month and is not received by Miracle within ten (10) days after the date on which due.
- 3. Limitation of Warranty/ Indemnity.** MIRACLE MAKES NO EQUIPMENT WARRANTIES EXCEPT FOR THOSE STANDARD WARRANTIES ISSUED WITH THE EQUIPMENT, WHICH ARE INCORPORATED HEREIN BY THIS REFERENCE. MIRACLE SPECIFICALLY DISCLAIMS ANY IMPLIED WARRANTY OF MERCHANTABILITY OR FITNESS FOR A PARTICULAR PURPOSE AND ANY LIABILITY FOR INCIDENTAL OR CONSEQUENTIAL DAMAGES. CUSTOMER AGREES TO DEFEND, INDEMNIFY AND SAVE MIRACLE HARMLESS FROM ALL CLAIMS OF ANY KIND FOR DAMAGES OF ANY KIND ARISING OUT OF CUSTOMERS ALTERATION OF THE EQUIPMENT, ITS FAILURE TO MAINTAIN THE EQUIPMENT, ITS FAILURE TO PROPERLY SUPERVISE EQUIPMENT USE, OR ITS FAILURE TO PROVIDE AND MAINTAIN APPROPRIATE TYPES AND DEPTHS OF SAFETY SURFACING BENEATH AND AROUND THE EQUIPMENT IN ACCORDANCE WITH MIRACLES INSTALLATION AND OWNERS MANUALS AND THE MOST CURRENT CONSUMER PRODUCT SAFETY COMMISSION HANDBOOK FOR PUBLIC PLAYGROUND SAFETY.
- 4. Restrictions.** Until all amounts due hereunder are paid in full, Customer shall not: (i) permit the Equipment to be levied upon or attached under any legal process; (ii) transfer title to the Equipment or any of Customer's rights therein; or (iii) remove or permit the removal of the Equipment to any location not specified in this Quote.
- 5. Purchase Money Security Interest.** Customer hereby grants, pledges and assigns to Miracle, and Miracle hereby reserves a purchase money security interest in, the Equipment in order to secure the payment and performance in full of all of Customer's obligations hereunder. Customer agrees that Miracle may file one or more financing statements, in order to allow it to perfect, acquire and maintain a superior security interest in the Equipment.
- 6. Choice of Law and Jurisdiction.** All agreements between Customer and Miracle shall be interpreted, and the parties' obligations shall be governed, by the laws of the State of Missouri without reference to its choice of law provisions. Customer hereby consents to the personal jurisdiction of the state and federal courts located in the city and county of St. Louis, Missouri.
- 7. Title; Risk of Loss; Insurance.** Miracle Retains full title to all Equipment until full payment is received by Miracle. Customer assumes all risk of loss or destruction of or damage to the Equipment by reason of theft, fire, water, or any other cause, and the occurrence of any such casualty shall not relieve the Customer from its obligations hereunder and under any invoices. Until all amounts due hereunder are paid in full, Customer shall insure the Equipment against all such losses and casualties.
- 8. Waiver; Invalidation.** Miracle may waive a default hereunder, or under any invoice or other agreement between Customer and Miracle, or cure such a default at Customer's expense, but shall have no obligation to do either. No waiver shall be deemed to have taken place unless it is in writing, signed by Miracle. Any one waiver shall not constitute a waiver of other defaults or the same kind of default at another time, or a forfeiture of any rights provided to Miracle hereunder or under any invoice. The invalidity of any portion of this Quote shall not affect the force and effect of the remaining valid portions hereof.
- 9. Entire Agreement; Amendment; Binding Nature.** This fully-executed Quote, as supplemented by Change Orders and invoices containing exact amounts of estimates provided herein, constitutes the complete and exclusive agreement between the parties. A Change Order is a written instrument signed by the Customer and Miracle stating their agreement as to any amendment in the terms of this Quote. Customer acknowledges that

5/14/2026

QUOTE: OE26004282

Change Orders may result in delays and additional costs. The parties agree that all Change Orders shall include appropriate adjustments in price and time frames relating to any requested amendments. Upon full execution, this Quote shall be binding upon and inure to the benefit of the parties and their successors and assigns.

10. Counterparts; Electronic Transmission. This Quote, any invoice, and any other agreement between the parties, may be executed in counterparts, each of which shall constitute an original. The facsimile or other electronic transmission of any signed original document and retransmission of any signed facsimile or other electronic transmission shall be the same as the transmission of an original. At the request of either party, the parties will confirm facsimile or other electronically transmitted signatures by signing an original document.

Rev E 021815



Miracle Recreation Equip. Co.  
 878 E. US Hwy 60  
 Monett, MO 65708  
 1-888-458-2752

QUOTE: OE26004235  
 CUSTOMER: 3332L06  
 PROJECT: 26003799

**Prepared For:**

Lisette Perez  
 Town of Golden Beach  
 One Golden Beach Drive  
 Golden Beach, FL 33160  
 305-932-0744 (phone)  
 LPerez@goldenbeach.us

**Project Name & Location:**

Town of Golden Beach  
 Playground Equipment  
 And Installation  
 RFP #2026-00  
 Ages 5-12 REVISED

**Prepared by:**

MIRACLE OF SOUTH FLORIDA, INC  
 Connie Brown (954) 520-4523

Quote Number: OE26004235  
 Quote Date: 5/14/2026  
 Valid For: 30 Days From Quote Date

**CUSTOM KC PLAYSTRUCTURE AGES 5-12 (REVISED)**

Part Number	Description	Qty	Weight	Unit Price	Total
Cust KC	Custom KC 5-12 DWG#26003799	1.00	27,224	217,779.00	217,779.00

**FREESTANDING SWING AREA**

Part Number	Description	Qty	Weight	Unit Price	Total
2840	SWG PART SLASH PROOF SEAT W/CHAIN (8' TR)	2.00	10.00	168.00	336.00
MR0939	5" MULTI-USER ARCH SWING	1.00	475.00	4,727.00	4,727.00
MR0945	AW 5" ARCH SWG- ADD-A-BAY (2 ST REQ)	1.00	243.00	3,089.00	3,089.00

**FREESTANDING PLAY (REVISED)**

Part Number	Description	Qty	Weight	Unit Price	Total
304	TEN SPIN	1.00	1,000.00	4,710.00	4,710.00
753	MAYPOLE	1.00	275.00	4,753.00	4,753.00

**SITE FURNISHINGS**

Part Number	Description	Qty	Weight	Unit Price	Total
MRPQFT0N	TRASH FLAT TOP LID	2.00	9.00	143.00	286.00
MRPQL00N	TRASH CAN POST ING	2.00	12.00	108.00	216.00
MRPQL10N	TRASH CAN LINER	2.00	7.00	52.00	104.00
MRRV230G	SQUARE TABLE 4 SEAT ING	3.00	370.00	2,167.00	6,501.00
MRRV240G	SQUARE TABLE 2 SEAT ING	1.00	291.00	1,837.00	1,837.00
MRRV300G	RECEPTACLE 32 GAL RECYCLED PORT	2.00	55.00	763.00	1,526.00
MRRV430G	BENCH W/BACK 6' RECYCLED ING	3.00	150.00	1,440.00	4,320.00

**ADDITIONAL ITEMS**

Part Number	Description	Qty	Weight	Unit Price	Total
CURB	8" X 8" CONCRETE CURB	475	0.00	38.00	18,050.00
DRAWINGS	SEALED ENGINEERED DRAWINGS& CALCS	1	0.00	2,400.00	2,400.00
FENCE	TEMPORARY CONSTRUCTION FENCE	1	0.00	3,000.00	3,000.00
MULCH	ENGINEERED WOOD FIBER (INSTALLED)	150	0.00	85.00	12,750.00
PIP	POURED IN PLACE SURFACING PER SQ. FT. W/ROCK BASE	4000	0.00	23.00	92,000.00
SHADE	REFURBISH EXISTING SHADE	1	0.00	13,000.00	13,000.00

**Totals:**

Equipment List:	\$235,394.00
Discount Amount:	-\$62,499.36
Equipment Price:	\$172,894.64
Site Furnishings:	\$14,790.00
Products Subtotal:	\$187,684.64
Freight:	\$9,000.00
Installation:	\$63,000.00
SubTotal:	\$259,684.64
Estimated Sales Tax*:	\$0.00
Additional items Listed Above:	\$141,200.00
<b>Grand Total:</b>	<b>\$400,884.64</b>

**Notes: Lead Time 16 weeks. Prices do not include building permit fees, storage of materials, site security, soil testing, landscape repair/replace, zoning approval, underground line location or repair, fencing, site plan or survey, ADA or sidewalk access, or any materials or services other than listed**

This Quote shall not become a binding contract until signed and delivered by both Customer and Miracle Recreation Equipment Company ("Miracle"). Sales Representative is not authorized to sign this Quote on behalf of Miracle or Customer, and signed Quotes cannot be accepted from Sales Representative. To submit this offer, please sign below and forward a complete signed copy of this Quote directly to "Miracle Sales Administration" via fax (417) 235-3551 or email: orders@miraclerec.com. Upon acceptance, Miracle will return a fully-signed copy of the Quote to Customer (with copy to Sales Representative) via fax or email.

THIS QUOTE IS LIMITED TO AND GOVERNED BY THE TERMS CONTAINED HEREIN. Miracle objects to any other terms proposed by Customer, in writing or otherwise, as material alterations, and all such proposed terms shall be void. Customer authorizes Miracle to ship the Equipment and agrees to pay Miracle the total amount specified. Shipping terms are FOB the place of shipment via common carrier designated by Miracle. Payment terms are Net-30 days from invoice date with approved credit and all charges are due and payable in full at PO Box 734154, Dallas, TX 75373-4154, unless notified otherwise by Miracle in writing. Customer agrees to pay all additional service charges for past due invoices. Customer must provide proper tax exemption certificates to Miracle, and shall promptly pay and discharge all otherwise applicable taxes, license fees, levies and other impositions on the Equipment at its own expense. Purchase orders and payments should be made to the order of Miracle Recreation Equipment Company.

**Quote Number: OE26004235    Quote Date: 5/14/2026    Equipment: \$235,394.00    Grand Total: \$400,884.64**

**CUSTOMER HEREBY SUBMITS ITS OFFER TO PURCHASE THE EQUIPMENT ACCORDING TO THE TERMS STATED IN THIS QUOTE AND SUBJECT TO FINAL APPROVAL BY MIRACLE.**



Submitted By	Printed Name and Title	Date
--------------	------------------------	------

5/14/2026

QUOTE: OE26004235

THE FOREGOING QUOTE AND OFFER ARE HEREBY APPROVED AND ACCEPTED BY MIRACLE RECREATION EQUIPMENT

By:

Date:

**ADDITIONAL TERMS & CONDITIONS OF SALE**

1. Use & Maintenance. Customer agrees to regularly inspect and maintain the Equipment, and to provide, inspect and maintain appropriate safety surfacing under and around the Equipment, in accordance with Miracle's product literature and the most current Consumer Product Safety Commission Handbook for Public Playground Safety.

2. Default, Remedies & Delinquency Charges. Customer's failure to pay any invoice when due, or its failure to otherwise comply with the terms of this Quote, shall constitute a default under all unsatisfied invoices ("Event of Default"). Upon an Event of Default, Miracle shall have all remedies available to it at law or equity, including, without limitation, all remedies afforded a secured creditor under the Uniform Commercial Code. Customer agrees to assist and cooperate with Miracle to accomplish its filing and enforcement of mechanic's or other liens with respect to the Equipment or its location or its repossession of the Equipment, and Customer expressly waives all rights to possess the Equipment after an Event of Default. All remedies are cumulative and not alternative, and no exercise by Miracle of a remedy will prohibit or waive the exercise of any other remedy. Customer shall pay all reasonable attorneys fees plus any costs of collection incurred by Miracle in enforcing its rights hereunder. Subject to any limitations under law, Customer shall pay to Miracle as liquidated damages, and not as a penalty, an amount equal to 1.5% per month of any payment that is delinquent in such month and is not received by Miracle within ten (10) days after the date on which due.

3. Limitation of Warranty/ Indemnity. MIRACLE MAKES NO EQUIPMENT WARRANTIES EXCEPT FOR THOSE STANDARD WARRANTIES ISSUED WITH THE EQUIPMENT, WHICH ARE INCORPORATED HEREIN BY THIS REFERENCE. MIRACLE SPECIFICALLY DISCLAIMS ANY IMPLIED WARRANTY OF MERCHANTABILITY OR FITNESS FOR A PARTICULAR PURPOSE AND ANY LIABILITY FOR INCIDENTAL OR CONSEQUENTIAL DAMAGES. CUSTOMER AGREES TO DEFEND, INDEMNIFY AND SAVE MIRACLE HARMLESS FROM ALL CLAIMS OF ANY KIND FOR DAMAGES OF ANY KIND ARISING OUT OF CUSTOMERS ALTERATION OF THE EQUIPMENT, ITS FAILURE TO MAINTAIN THE EQUIPMENT, ITS FAILURE TO PROPERLY SUPERVISE EQUIPMENT USE, OR ITS FAILURE TO PROVIDE AND MAINTAIN APPROPRIATE TYPES AND DEPTHS OF SAFETY SURFACING BENEATH AND AROUND THE EQUIPMENT IN ACCORDANCE WITH MIRACLES INSTALLATION AND OWNERS MANUALS AND THE MOST CURRENT CONSUMER PRODUCT SAFETY COMMISSION HANDBOOK FOR PUBLIC PLAYGROUND SAFETY.

4. Restrictions. Until all amounts due hereunder are paid in full, Customer shall not: (i) permit the Equipment to be levied upon or attached under any legal process; (ii) transfer title to the Equipment or any of Customer's rights therein; or (iii) remove or permit the removal of the Equipment to any location not specified in this Quote.

5. Purchase Money Security Interest. Customer hereby grants, pledges and assigns to Miracle, and Miracle hereby reserves a purchase money security interest in, the Equipment in order to secure the payment and performance in full of all of Customer's obligations hereunder. Customer agrees that Miracle may file one or more financing statements, in order to allow it to perfect, acquire and maintain a superior security interest in the Equipment.

6. Choice of Law and Jurisdiction. All agreements between Customer and Miracle shall be interpreted, and the parties' obligations shall be governed, by the laws of the State of Missouri without reference to its choice of law provisions. Customer hereby consents to the personal jurisdiction of the state and federal courts located in the city and county of St. Louis, Missouri.

7. Title; Risk of Loss; Insurance. Miracle Retains full title to all Equipment until full payment is received by Miracle. Customer assumes all risk of loss or destruction of or damage to the Equipment by reason of theft, fire, water, or any other cause, and the occurrence of any such casualty shall not relieve the Customer from its obligations hereunder and under any invoices. Until all amounts due hereunder are paid in full, Customer shall insure the Equipment against all such losses and casualties.

8. Waiver; Invalidity. Miracle may waive a default hereunder, or under any invoice or other agreement between Customer and Miracle, or cure such a default at Customer's expense, but shall have no obligation to do either. No waiver shall be deemed to have taken place unless it is in writing, signed by Miracle. Any one waiver shall not constitute a waiver of other defaults or the same kind of default at another time, or a forfeiture of any rights provided to Miracle hereunder or under any invoice. The invalidity of any portion of this Quote shall not affect the force and effect of the remaining valid portions hereof.

9. Entire Agreement; Amendment; Binding Nature. This fully-executed Quote, as supplemented by Change Orders and invoices containing exact amounts of estimates provided herein, constitutes the complete and exclusive agreement between the parties. A Change Order is a written instrument signed by the Customer and Miracle stating their agreement as to any amendment in the terms of this Quote. Customer acknowledges that Change Orders may result in delays and additional costs. The parties agree that all Change Orders shall include appropriate adjustments in price and time frames relating to any requested amendments. Upon full execution, this Quote shall be binding upon and inure to the benefit of the parties and their successors and assigns.

10. Counterparts; Electronic Transmission. This Quote, any invoice, and any other agreement between the parties, may be executed in counterparts, each of which shall constitute an original. The facsimile or other electronic transmission of any signed original document and retransmission of any signed facsimile or other electronic transmission shall be the same as the transmission of an original. At the request of either party, the parties will confirm facsimile or other electronically transmitted signatures by signing an original document.

Rev E 021815

5/14/2026

QUOTE: OE26004235

Page 3 of 3

FOR KIDS AGES  
**2-5**  
 YEARS

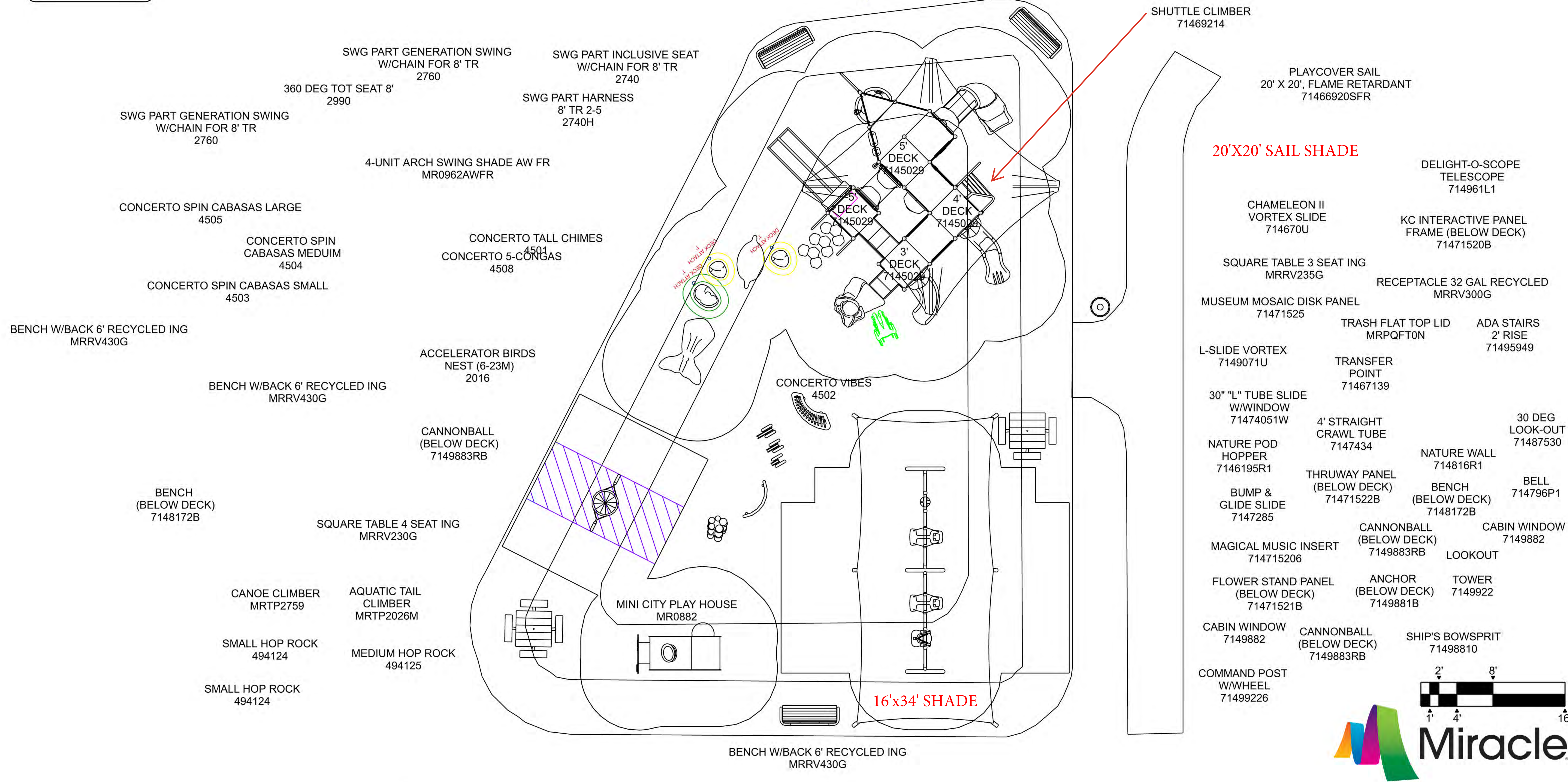
AGE GROUP: 2-5\_ASTM  
 ELEVATED PLAY ACTIVITIES - TOTAL: 14  
 ELEVATED PLAY ACTIVITIES ACCESSIBLE BY TRANSFER: 13 REQ'D 7  
 ELEVATED PLAY ACTIVITIES ACCESSIBLE BY RAMP: 0 REQ'D 0  
 GROUND LEVEL ACTIVITY TYPE: 5 REQ'D 3  
 GROUND LEVEL QUANTITY: 26 REQ'D 5

# Town of Golden Beach 2-5 REV 5/14/26

## Golden Beach, FL

FOR KIDS AGES  
**6-23**  
 MONTHS

CHILD CAPACITY: 141



NEW

SHUTTLE CLIMBER  
71469214

PLAYCOVER SAIL  
20' X 20', FLAME RETARDANT  
71466920SFR

20'X20' SAIL SHADE

CHAMELEON II  
VORTEX SLIDE  
714670U

DELIGHT-O-SCOPE  
TELESCOPE  
714961L1

KC INTERACTIVE PANEL  
FRAME (BELOW DECK)  
71471520B

SQUARE TABLE 3 SEAT ING  
MRRV235G

RECEPTACLE 32 GAL RECYCLED  
MRRV300G

MUSEUM MOSAIC DISK PANEL  
71471525

TRASH FLAT TOP LID  
MRPQFTON

ADA STAIRS  
2' RISE  
71495949

L-SLIDE VORTEX  
7149071U

TRANSFER  
POINT  
71467139

30" "L" TUBE SLIDE  
W/WINDOW  
71474051W

4' STRAIGHT  
CRAWL TUBE  
7147434

30 DEG  
LOOK-OUT  
71487530

NATURE POD  
HOPPER  
7146195R1

NATURE WALL  
714816R1

BUMP &  
GLIDE SLIDE  
7147285

THRUWAY PANEL  
(BELOW DECK)  
71471522B

BENCH  
(BELOW DECK)  
7148172B

BELL  
714796P1

MAGICAL MUSIC INSERT  
714715206

CANNONBALL  
(BELOW DECK)  
7149883RB

CABIN WINDOW  
7149882

FLOWER STAND PANEL  
(BELOW DECK)  
71471521B

ANCHOR  
(BELOW DECK)  
7149881B


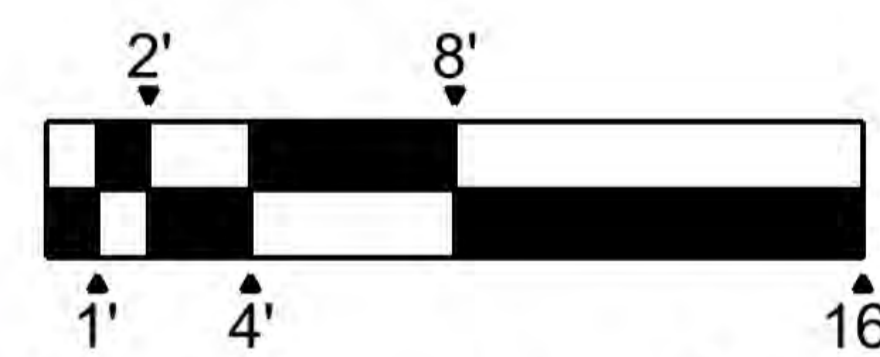
TOWER  
7149922

CABIN WINDOW  
7149882

CANNONBALL  
(BELOW DECK)  
7149883RB

SHIP'S BOWSPRIT  
71498810

COMMAND POST  
W/WHEEL  
71499226



**MIRACLE OF SOUTH FLORIDA, INC**  
 14451 LEXINGTON PLACE  
 DAVIE, FL  
 PHONE NO: Enter Phone No.  
 EMAIL:  
 GROUND SPACE: 67'-6" x 80'-6"  
 PROTECTIVE AREA: 0 x 0  
 DRAWN BY: Connie Brown  
 DATE: 05/14/2026

**26003799**

COMPLIES TO ADA

To promote safe and proper equipment use by children. Miracle recommends the installation of either a Miracle safety sign or other appropriate safety signage near each playsystem's main entry point(s) to inform parents and supervisors of the age appropriateness of the playsystem and general rules for safe play.

**AN ENERGY ABSORBING PROTECTIVE SURFACE IS REQUIRED UNDER & AROUND ALL PLAY SYSTEMS**





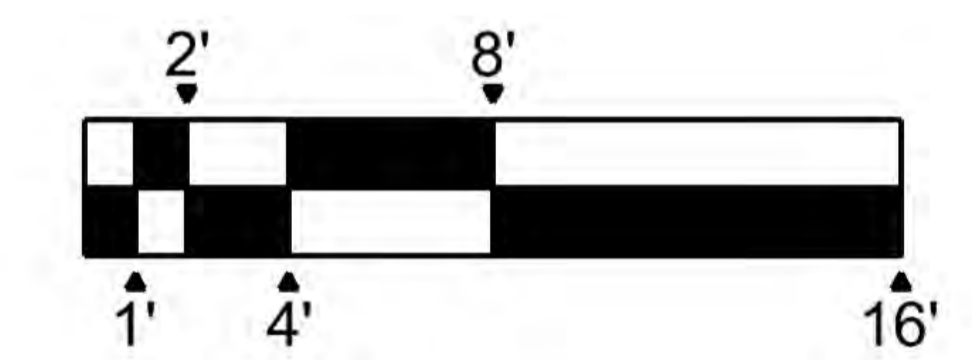
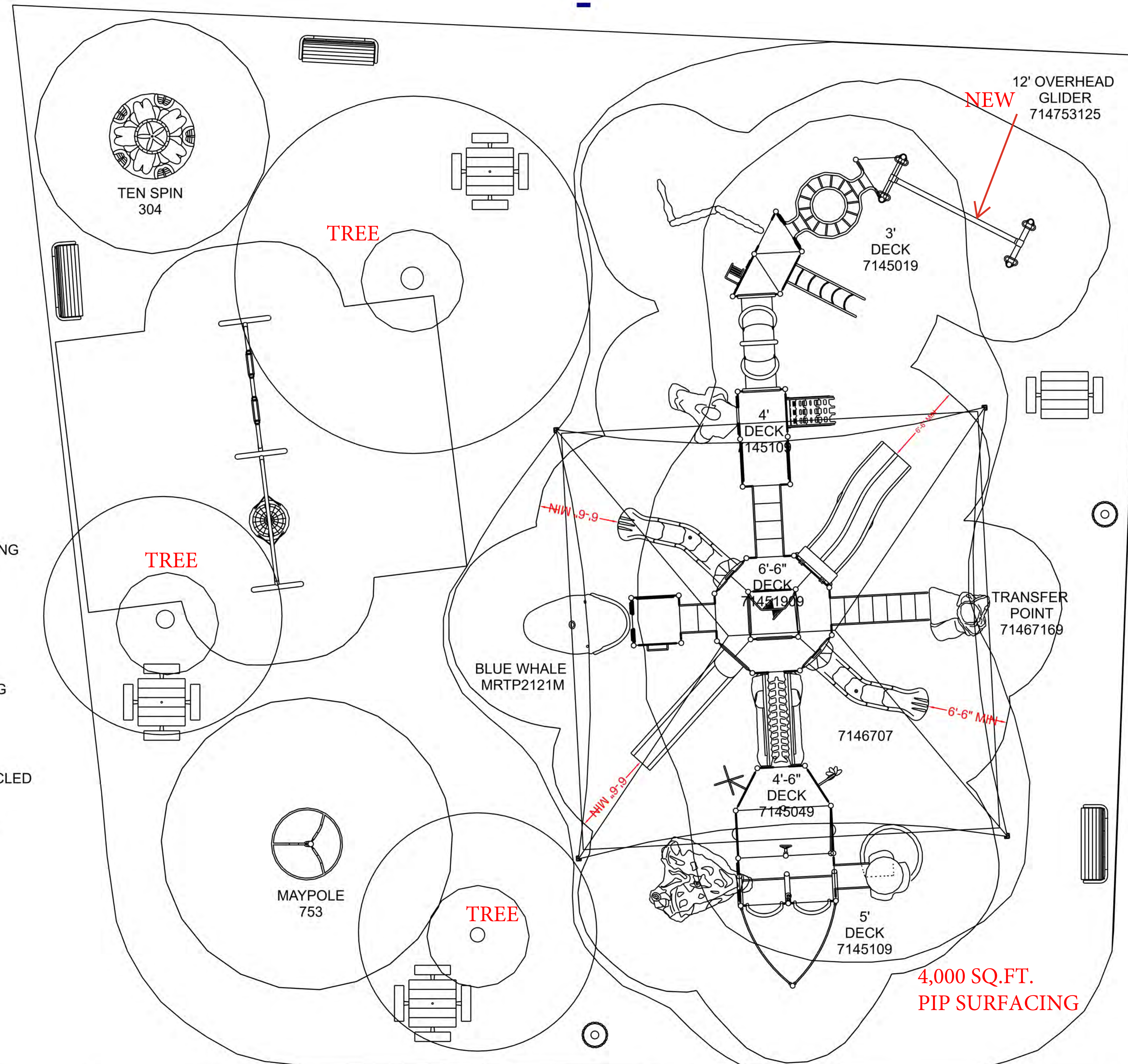
# Town of Golden Beach 5-12 REV 5/14/26

CHILD CAPACITY: 203

AGE GROUP: 5-12_ASTM	FOR KIDS AGES
ELEVATED PLAY ACTIVITIES - TOTAL: 19	<b>5-12</b>
ELEVATED PLAY ACTIVITIES ACCESSIBLE BY TRANSFER: 19	YEARS
ELEVATED PLAY ACTIVITIES ACCESSIBLE BY RAMP: 0	REQ'D 0
GROUND LEVEL ACTIVITY TYPE: 8	REQ'D 3
GROUND LEVEL QUANTITY: 13	REQ'D 6

## EXISTING TREES TO REMAIN

3,620 SQ.FT. EWF PLAYGROUND CERTIFIED WOOD MULCH



**MIRACLE OF SOUTH FLORIDA, INC**  
14451 LEXINGTON PLACE  
DAVIE, FL  
PHONE NO: 954-520-4523  
EMAIL:  
GROUND SPACE: 90' x 85'-6"  
PROTECTIVE AREA: 0 x 0  
DRAWN BY: Connie Brown  
DATE: 05/14/2026

<b>26003799</b>	
✓	COMPLIES TO ASTM/CPSC
✓	COMPLIES TO ADA


To promote safe and proper equipment use by children. Miracle recommends the installation of either a Miracle safety sign or other appropriate safety signage near each playsystem's main entry point(s) to inform parents and supervisors of the age appropriateness of the playsystem and general rules for safe play.

THE PLAY COMPONENTS IDENTIFIED IN THIS PLAN ARE IPEMA CERTIFIED. THE USE AND LAYOUT OF THESE COMPONENTS CONFORM TO THE REQUIREMENTS OF ASTM F1487.

AN ENERGY ABSORBING PROTECTIVE SURFACE IS REQUIRED UNDER & AROUND ALL PLAY SYSTEMS











**Miracle**

*Town of Golden Beach  
Playground Equipment*

*&*

*Installation*

*RFP# 2026-001*





AGES 5-12 AREA

# Town of Golden Beach 5-12 REV 5/1/26

CHILD CAPACITY: 194

AGE GROUP: 5-12, ASTM	
ELEVATED PLAY ACTIVITIES - TOTAL: 29	REQ'D 5
ELEVATED PLAY ACTIVITIES ACCESSIBLE BY TRANSFER: 19	REQ'D 5
ELEVATED PLAY ACTIVITIES ACCESSIBLE BY RAMP: 0	REQ'D 5
GROUND LEVEL ACTIVITY TYPE: 7	REQ'D 4
GROUND LEVEL QUANTITY: 51	REQ'D 7

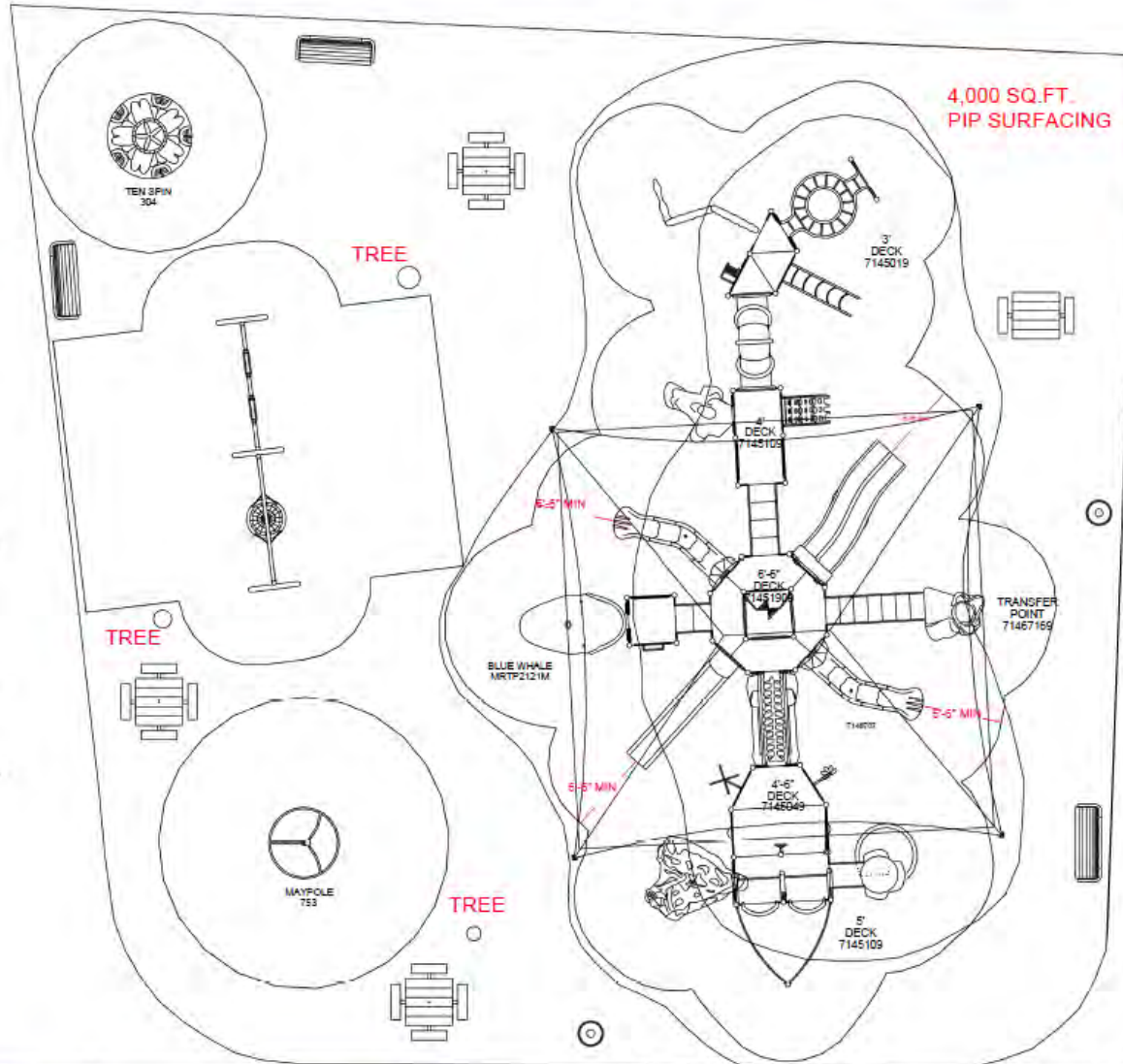
FOR REARS  
**5-12**  
REARS

EXISTING TREES TO REMAIN

3,620 SQ.FT. EWF PLAYGROUND  
CERTIFIED MULCH

4,000 SQ.FT.  
PIP SURFACING

35'X35' EXISTING SHADE  
REFURBISHED



- ORBIT CLIMBER 7149445
- END LADDER 7148155
- ATTIC CLIMBER 7148954
- CURVED LOOP CLIMBER 7149684
- 8' HIP CRAWL TUBE 714872H8
- ADA STAIRS 25' RISE 7149609
- VERTICAL LADDER 714815
- MOGUL SLIDE 7147256
- WATER ROCK 484131
- LOOKOUT TOWER 7149922
- BOW ENCLOSURES 7149883
- BELL 7147961
- 4' HONEYCOMB CLIMBER 7147554
- DUPLI-GATOR SLIDE 71477163
- BISON ROCK 484127
- BIG KAHUNA CLIMBER 7147522
- CHAMELEON II SLIDE 714570PZ
- BRAIDED CLIMBER 7145076
- NATURE TRAP DOOR CLIMBER 714731R1
- CABIN WINDOW 7149882
- CANNONBALL (BELOW DECK) 7149883LB
- STEERING WHEEL (POST MOUNT) 714900P1
- CANNONBALL (BELOW DECK) 7149883RB
- VIEW GROOVE 714716
- NATURE TWISTED VINE CLIMBER 71486725R1
- CABIN WINDOW 7149882
- 270 TYPHOON SLIDE DOMED WAVE 71467559U
- CURVED SHADE ROOF 7146061
- CURVED SHADE ROOF EXTENSION 71460612
- NATURE DECK ENCL 7148135R1
- CHAMELEON II SLIDE 714670PZ



**MIRACLE OF SOUTH FLORIDA, INC**  
14451 LEXINGTON PLACE  
DAVIE, FL  
PHONE NO: 954-520-4523  
EMAIL:  
GROUND SPACE: 90' x 85'-8"  
PROTECTIVE AREA: 0 x 0  
DRAWN BY: Connie Brown  
DATE: 05/01/2026

26003799  
✓ COMPLIES TO ASTM/CPSC  
✓ COMPLIES TO ADA

To promote safe and proper equipment use by children, Miracle recommends the installation of either a Miracle safety sign or other appropriate safety signage near each playsystem's main entry point(s) to inform parents and supervisors of the age appropriateness of the playsystem and general rules for safe play.

THE PLAY COMPONENTS IDENTIFIED IN THIS PLAN ARE IPEMA CERTIFIED. THE USE AND LAYOUT OF THESE COMPONENTS CONFORM TO THE REQUIREMENTS OF ASTM F1487.  
AN ENERGY ABSORBING PROTECTIVE SURFACE IS REQUIRED UNDER & AROUND ALL PLAY SYSTEMS





AGES 5-12 AREA



AGES 5-12 AREA



AGES 5-12 AREA



AGES 5-12 AREA



AGES 5-12 AREA

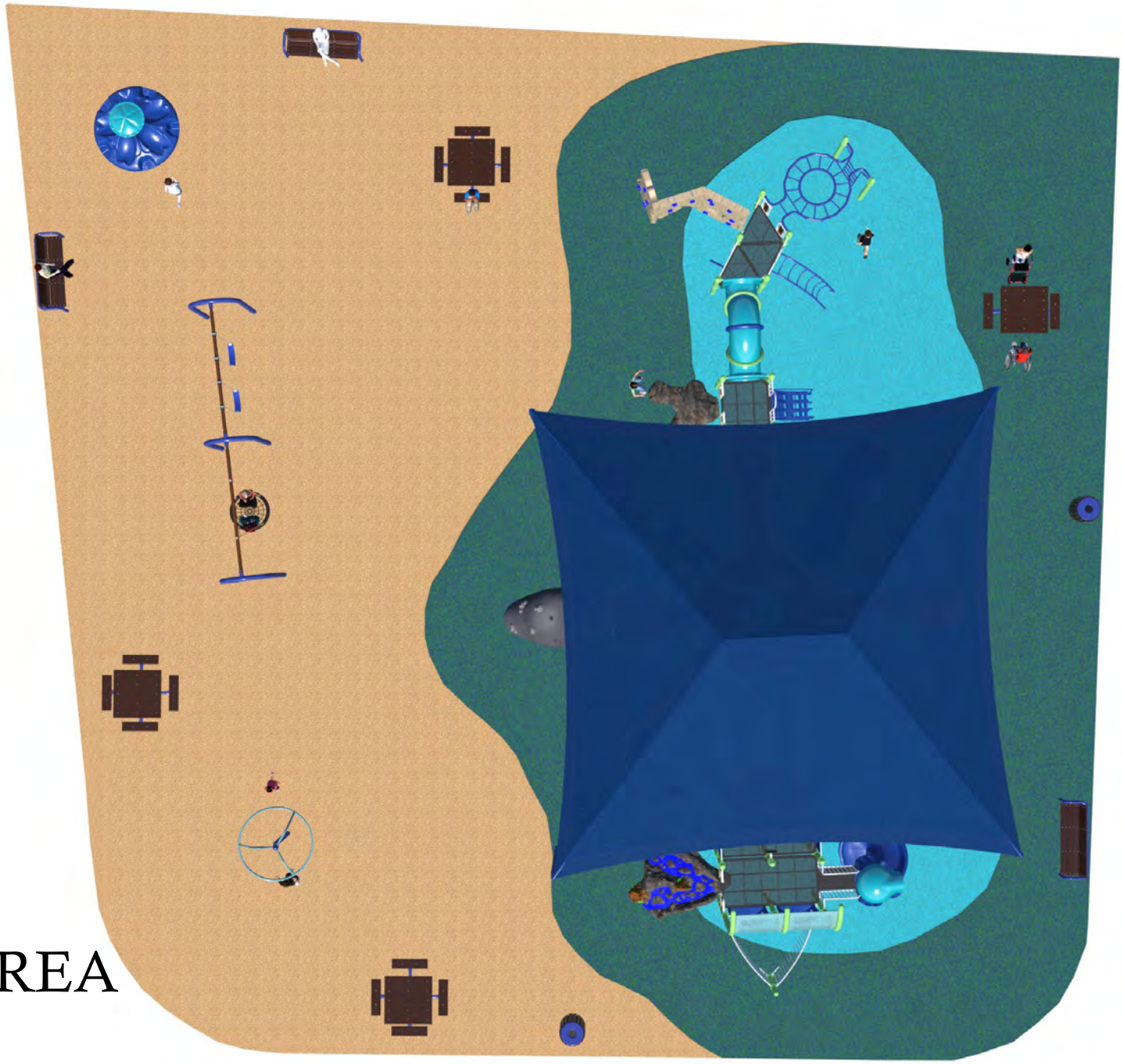


AGES 5-12 AREA



AGES 5-12 AREA

AGES 5-12 AREA



**PICTURE OF  
ANOTHER PROJECT  
WATER ROCK 5-12**



**PICTURE OF ANOTHER PROJECT  
ROCK SCULPTURES  
CANOE**





PICTURE OF ANOTHER PROJECT  
TEN SPIN 5-12 AREA

---

# AGES 2-5 AREA



2-5  
YRS

AGE GROUP: 2-5, 6-11  
ELEVATED PLAY ACTIVITIES - TOTAL: 14  
ELEVATED PLAY ACTIVITIES ACCESSIBLE BY TRANSFER: 14 REQ'D 7  
ELEVATED PLAY ACTIVITIES ACCESSIBLE BY RAMP: 0 REQ'D 0  
GROUND LEVEL ACTIVITY TYPE: 5 REQ'D 3  
GROUND LEVEL QUANTITY: 29 REQ'D 5

# Town of Golden Beach 2-5 REV 5/1/26

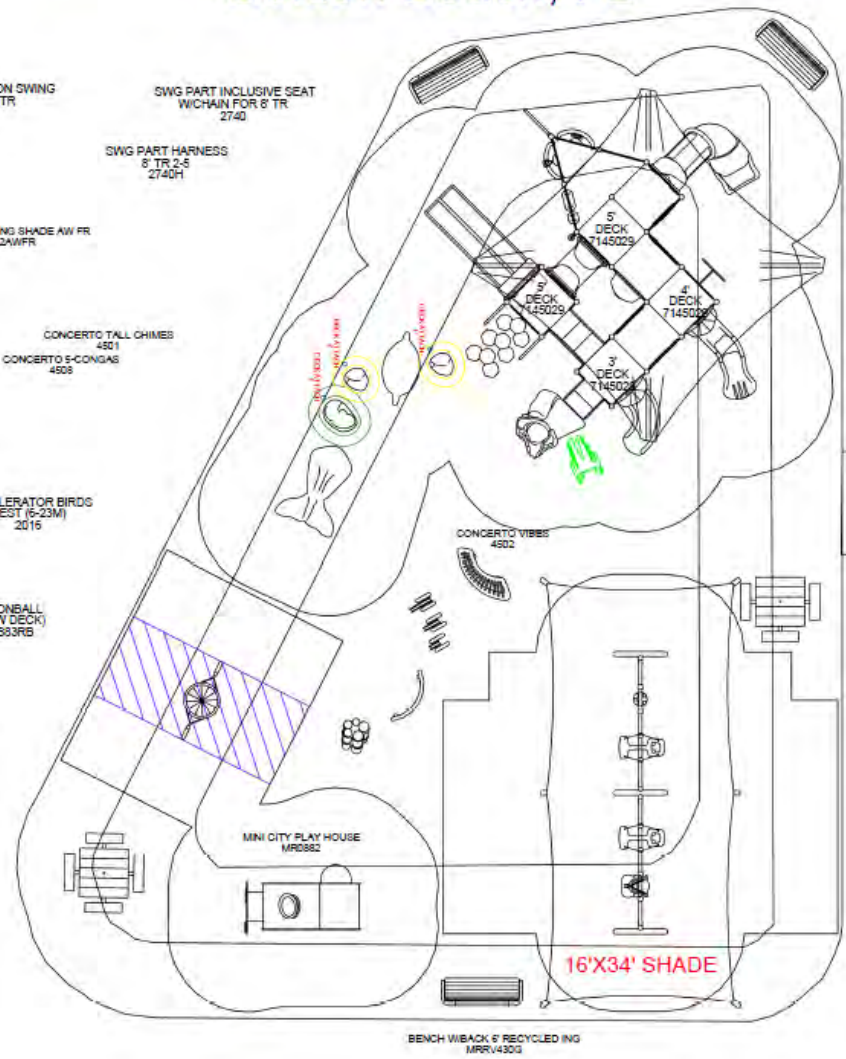
## Golden Beach, FL

PER FIG. AREA  
**6-23**  
MINUTES

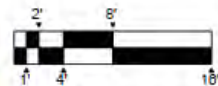
CHILD CAPACITY: 141

20'X20' SAIL SHADE

4,300 SQ. FT. PIP SURFACING



- PLAYCOVER SAIL 20' X 20', FLAME RETARDANT 71465203FR
- CHAMELEON II VORTEX SLIDE 714670J
- SQUARE TABLE 3 SEAT ING MRRV2350
- MUSEUM MOGAC DISK PANEL 71471525
- L-SLIDE VORTEX 7149071U
- 30" L-TUBE SLIDE WINDOW 71474051W
- NATURE POOD HOPPER 7146155FR1
- BUMP & GLIDE SLIDE 7147295
- MAGICAL MUSIC INSERT 714715205
- FLOWER STAND PANEL (BELOW DECK) 71471521B
- CABIN WINDOW 7149882
- COMMAND POST WHEEL 71499225
- DELIGHT-O-SCOPE TELESCOPE 71499111
- KC INTERACTIVE PANEL FRAME (BELOW DECK) 714715205
- RECEPTACLE 22 GAL RECYCLED MRRV3000
- TRASH FLAT TOP LID MRPQFTON
- TRANSFER POINT 71467135
- 4' STRAIGHT CRAWL TUBE 7147434
- THRUWAY PANEL (BELOW DECK) 71471522B
- CANNONBALL (BELOW DECK) 7149653RB
- ANCHOR (BELOW DECK) 7149661B
- CANNONBALL (BELOW DECK) 7149653RB
- SHIP'S BOWSPRIT 71498810
- DELAUGHT-O-SCOPE TELESCOPE 71499111
- ADA STAIRS 2' RISE 71495949
- NATURE SPIDER CLIMBER 714903R1
- NATURE WALL 714816R1
- BENCH (BELOW DECK) 7148172B
- LOCKOUT TOWER 7149922
- 30 DEG LOOK-OUT 71487530
- BELL 714796P1
- CABIN WINDOW 7149882



**MIRACLE OF SOUTH FLORIDA, INC**  
 14451 LEXINGTON PLACE  
 DAVIE, FL  
 GROUND SPACE: 67'-6" x 80'-6"  
 PROTECTIVE AREA: 0 x 0  
 DRAWN BY: Connie Brown  
 DATE: 05/01/2026

26003799

To promote safe and proper equipment use by children, Miracle recommends the installation of either a Miracle safety sign or other appropriate safety signage near each play system's main entry point(s) to inform parents and supervisors of the age appropriateness of the play system and general rules for safe play.

AN ENERGY ABSORBING PROTECTIVE SURFACE IS REQUIRED UNDER & AROUND ALL PLAY SYSTEMS

COMPLIES TO ADA



AGES 2-5 AREA



AGES 2-5 AREA



AGES 2-5 AREA



AGES 2-5 AREA



AGES 2-5 AREA



AGES 2-5 AREA



AGES 2-5 AREA

# AGES 2-5 AREA



PICTURE OF ANOTHER PROJECT  
TRANSFER STATION  
BOTH AREAS



PICTURE OF ANOTHER PROJECT  
WHALE 5-12 AREA





PICTURE OF ANOTHER PROJECT  
MUSIC ELEMENTS IN 2-5 AREA



Mini City

# Truck

Model: MR0881

\$5,909

[Add to Quote >](#)

[Share >](#)



[Switch to Metric](#)

**Age Range:** 2 - 5 years, 6 - 23 months

**Weight:** 270 lb

**Capacity:** 6

**Compatibility:** FS

**Complies With:** ASTM, CPSC



PLAYGROUND SALE – Explore Thrilling Play In as Little as 6 Weeks!

Shop Now >

Request a Quote >

Rep Locator

Best Buddies Inclusive Playgrounds

Search ...



OUR PRODUCTS >

MARKETS >

PLANNING >

ABOUT US >

GALLERIES >

CONTACT >



Miracle Museum

# SpinAorium™

Model: 453-1

\$1,615

Add to Quote >

Share >



[Switch to Metric](#)

Age Range: 2 - 12 years

Weight: 85 lb

Capacity: 4

Ground Level Play Activities: 1

Opt-Out Signal Honored

This website utilizes technologies such as cookies to enable essential site functionality, as well as for analytics, personalization, and targeted advertising. To learn more, view the following link: [Privacy Policy](#)

Manage Preferences



Mini City

# Garden Sensory Wall Double Sided

Model: MR0884

\$2,320

1

Add to Quote >

Share >



[Switch to Metric](#)

**Age Range:** 2 - 5 years, 6 - 23 months

**Weight:** 157 lb

**Capacity:** 8

**Compatibility:** FS

**Complies With:** ASTM, CPSC



Opt-Out Signal Honored

This website utilizes technologies such as cookies to enable essential site functionality, as well as for analytics, personalization, and targeted advertising. To learn more, view the following link: [Privacy Policy](#)

Manage Preferences

PLAYGROUND SALE – Explore Thrilling Play in as Little as 6 Weeks!

Shop Now >

Request a Quote >

Rep Locator

Best Buddies Inclusive Playgrounds

Search ...



OUR PRODUCTS >

MARKETS >

PLANNING >

ABOUT US >

GALLERIES >

CONTACT >



Model: MR0887

\$9,247

Add to Quote >

Share >



[Switch to Metric](#)

Age Range: 2 - 5 years, 6 - 23 months

Fall Height: 1'-3"

Weight: 587 lb

Capacity: 10

Compatibility: FS

Complies With: ASTM, CPSC



Opt-Out Signal Honored

This website utilizes technologies such as cookies to enable essential site functionality, as well as for analytics, personalization, and targeted advertising. To learn more, view the following link: [Privacy Policy](#)

Manage Preferences

**PLAYGROUND SALE** – Explore Thrilling Play in as Little as **6 Weeks!**

[Shop Now >](#)

[Request a Quote >](#)

[Rep Locator](#)

[Best Buddies Inclusive Playgrounds](#)



[OUR PRODUCTS](#)

[MARKETS](#)

[PLANNING](#)

[ABOUT US](#)

[GALLERIES](#)

[CONTACT](#)



# Miracle Museum®

Opt-Out Signal Honored

Miracle Museum is a new-to-the-playground-industry children's museum experience that gives kids the chance to engage in



Rube Goldberg Miracle Machines

# Curiosity Thrilled The Cat

Model: 453-6

\$8,886

Add to Quote >

Share >



[Switch to Metric](#)

Age Range: 2 - 12 years

Weight: 538 lb

Capacity: 8

Ground Level Play Activities: 1

Compatibility: FS

Complies With: ASTM, CPSC, CSA



Opt-Out Signal Honored



**PLAYGROUND SALE** – Explore Thrilling Play in as Little as **6 Weeks!**

[Shop Now >](#)

[Request a Quote >](#)

[Rep Locator](#)

[Best Buddies Inclusive Playgrounds](#)



[OUR PRODUCTS >](#)

[MARKETS >](#)

[PLANNING >](#)

[ABOUT US >](#)

[GALLERIES >](#)

[CONTACT >](#)



Gliders

# Overhead Glider

Model: 714-753-85

[Contact Us for Price](#)

[Add to Quote >](#)

[Share >](#)



[Switch to Metric](#)

**Age Range:** 5 - 12 years

**Deck Height:** 6"-2'

**Weight:** 250 lb

**Capacity:** 2

**Ground Level Play Activities:** 1

**Compatibility:** FS, KC, TC, MT

**Compliance:** ASTM, CPSC

Opt-Out Signal Honored



---

***Town of Golden Beach Overall Cost Breakdown  
REVISED 5/1/26***

- ***5-12 Area Total \$388,702.64***
  - ***2-5 Area Total \$319,076.93***
  - ***Combined Material Value = \$415,074.00***
  - ***28% Discount Applied = -\$116,220.00***
  - ***Combined Overall Total = \$707,779.57***
-